

REPORT BY INNOVATION CENTRE DENMARK, SHANGHAI

WIND TURBINE RECYCLING



**INNOVATION
CENTRE
DENMARK**

Innovation Centre Denmark, Shanghai
Shanghai International Trade Centre
Room 3101
2201 Yan'an West Road, Changning District
Shanghai, 200336
People Republic of China

Tel: +86 21 8025 0600

E-mail: shainn@um.dk

February 2022

TABLE OF CONTENTS

PART 1: INTRODUCTION.....	1
1 Background of Wind turbine blade recycling in china and Denmark.....	1
1.1 China.....	1
1.2 Denmark.....	1
2 Purpose of Mapping and Expectation.....	3
2.1 Purpose.....	3
2.2 Main Mapped Technologies.....	3
2.3 Expectation and Continuity.....	4
PART 2: SCIENTIFIC PUBLICATIONS (SOURCE: LENS).....	6
3 Comparison of Scholarly Output: EU, USA, China.....	6
4 Scientific Publications - Yearly Output 2011-2020: Top 10 Countries + EU + DK.....	7
4.1 Cement Co-Processing (Cement Kiln Route).....	7
4.1.1 Word Maps.....	7
4.1.1.1 Countries.....	8
4.2 Mechanical Grinding.....	9
4.2.1 Word Maps.....	9
4.2.2 Countries.....	10
4.3 Pyrolysis.....	11
4.3.1 Word Maps.....	11
4.3.2 Countries.....	12
4.4 High Voltage Pulse Fragmentation.....	13
4.5 Solvolysis.....	14
4.5.1 Word Maps.....	14
4.5.2 Countries.....	15
4.6 Fluidised Bed.....	16
4.6.1 Word Maps.....	16
4.6.2 Countries.....	17
PART 3: INSTITUTIONS.....	18
5 Main Institutions per scholarly Output 2011-2020.....	18
5.1 Cement Co-Processing.....	18
5.2 Mechanical Grinding.....	19
5.3 Pyrolysis.....	20

5.4	Solvolysis.....	21
5.5	Fluidised Bed.....	22
6	Main Authors	23
6.1	Cement Co-Processing.....	23
6.2	Mechanical Grinding	24
6.3	Pyrolysis.....	25
6.4	Solvolysis.....	26
6.5	Fluidised Bed.....	27
PART 4: SCIENTIFIC COLLABORATION (SOURCE: LENS).....		28
7	Top Collaborating Countries + EU + DK.....	28
7.1	Cement Co-Processing.....	28
7.2	Mechanical Grinding	29
7.3	Pyrolysis.....	30
7.4	Solvolysis.....	31
7.5	Fluidised Bed.....	32
8	International Collaboration Top 10 Countries + EU27 + DK.....	33
8.1	Amounts Per Sub-Domain 2011-2020	33
8.1.1	Cement Co-Processing	33
8.1.1.1	Top 5 EU Countries.....	33
8.1.2	Mechanical Grinding.....	34
8.1.3	Pyrolysis.....	34
8.1.3.1	Top 5 EU Countries.....	35
8.1.4	Solvolysis	35
8.1.4.1	Top 5 EU Countries.....	36
8.1.5	Fluidised Bed.....	36
8.1.6	Top 5 EU Countries.....	37
9	Top 5 Internationally Active Institutes / Universities	38
9.1	Mechanical Grinding	38
9.2	Pyrolysis.....	38
9.3	Solvolysis.....	39
10	Fluidised Bed.....	40
PART 5: PATENTS (SOURCE: LENS)		41
Patent Applications per Year: 2011-2019.....		41

10.1	Cement Co-Processing.....	41
10.1.1	Patent Applications in the Chinese Jurisdiction (CNIPA)	41
10.1.2	Patent Applications in the EU Jurisdictions	42
10.1.3	Patent Applications in the Danish Jurisdiction.....	43
10.1.4	Patent Applications in the US Jurisdiction	44
10.1.5	Patent Applications in the Rest of the World	44
10.2	Mechanical Grinding	46
10.2.1	Patent Applications in the Chinese Jurisdiction (CNIPA)	46
10.2.2	Patent Applications in the EU Jurisdictions	47
10.2.3	Patent Applications in the Danish Jurisdiction.....	48
10.2.4	Patent Applications in the US Jurisdiction	49
10.2.5	Patent Applications in the Rest of the World	50
10.3	Pyrolysis.....	51
10.3.1	Patent Applications in the Chinese Jurisdiction (CNIPA)	51
10.3.2	Patent Applications in the EU Jurisdictions	52
10.3.3	Patent Applications in the Danish Jurisdiction.....	53
10.3.4	Patent Applications in the US Jurisdiction	54
10.3.5	Patent Applications in the Rest of the World	55
10.4	Solvolysis.....	56
10.4.1	Patent Applications in the Chinese Jurisdiction (CNIPA)	56
10.4.2	Patent Applications in the EU Jurisdictions	57
10.4.3	Patent Applications in the Danish Jurisdiction.....	58
10.4.4	Patent Applications in the US Jurisdiction	59
10.4.5	Patent Applications in the Rest of the World.....	60
10.5	Fluidised Bed.....	61
10.5.1	Patent Applications in the Chinese Jurisdiction (CNIPA)	61
10.5.2	Patent Applications in the EU Jurisdictions	62
10.5.3	Patent Applications in the Danish Jurisdiction.....	63
10.5.4	Patent Applications in the US Jurisdiction	64
10.5.5	Patent Applications in the rest of the World	65
11	Top 20 Patent Applicants Worldwide 2010-2018	66
11.1	Cement Co-Processing.....	66
11.1.1	Chinese Jurisdiction	66

11.1.2	EU Jurisdictions	67
11.1.3	Danish Jurisdiction.....	67
11.1.4	US Jurisdiction	68
11.1.5	Rest of the World	69
11.2	Mechanical Grinding	70
11.2.1	Chinese Jurisdiction	70
11.2.2	EU Jurisdictions	71
11.2.3	Danish Jurisdiction.....	72
11.2.4	US Jurisdiction	72
11.2.5	Rest of the World	73
11.3	Pyrolysis.....	74
11.3.1	Chinese Jurisdiction	74
11.3.2	EU Jurisdictions	74
11.3.3	Danish Jurisdiction.....	75
11.3.4	US Jurisdiction	75
11.3.5	Rest of the World	76
11.4	Solvolysis.....	77
11.4.1	Chinese Jurisdiction	77
11.4.2	EU Jurisdictions	77
11.4.3	Danish Jurisdiction.....	78
11.4.4	US Jurisdiction	78
11.4.5	Rest of the World	79
11.5	Fluidised Bed.....	79
11.5.1	Chinese Jurisdiction	79
11.5.2	EU Jurisdictions	80
11.5.3	Danish Jurisdiction.....	80
11.5.4	US Jurisdiction	81
11.5.5	Rest of the World	81

\ ABBREVIATIONS

n	Continue alphabetically
EU	European Union
ToR	Terms of Reference
US	United States of America
CN	People's Republic of China
MEUR	Million Euro
CNIPA	China National Intellectual Property Administ
DK	Denmark

PART 1: INTRODUCTION

1 BACKGROUND OF WIND TURBINE BLADE RECYCLING IN CHINA AND DENMARK

1.1 CHINA

Since 2000, China has invested and into wind energy and relevant industries. By the end of 2021, the total amount of installed wind power reached 300.15 million kilowatts. The total Chinese amount of installed wind power has ranked as first in the world for 12 consecutive years.

Back in 2014, researchers in the UK came to the conclusion that older wind turbines built in the 1990s could still produce 75% of the original power 19 years later. They also concluded that most wind turbines should be able to run longer than expected, and that the retirement of the wind turbines can be extended to approximately 25 years of operation. In other words, the first retired batch of wind turbines will occur within five years in China.

Most wind turbine blades are made of composite materials in order to maximize their functionality. Current wind turbine blades are typically composed of a polymer mix with glass fibre or carbon fibre. The advantages of these composites are excellent aerodynamic performance and light and durable, but it is very challenging to recycling them and so far China has been lacking relevant experience.

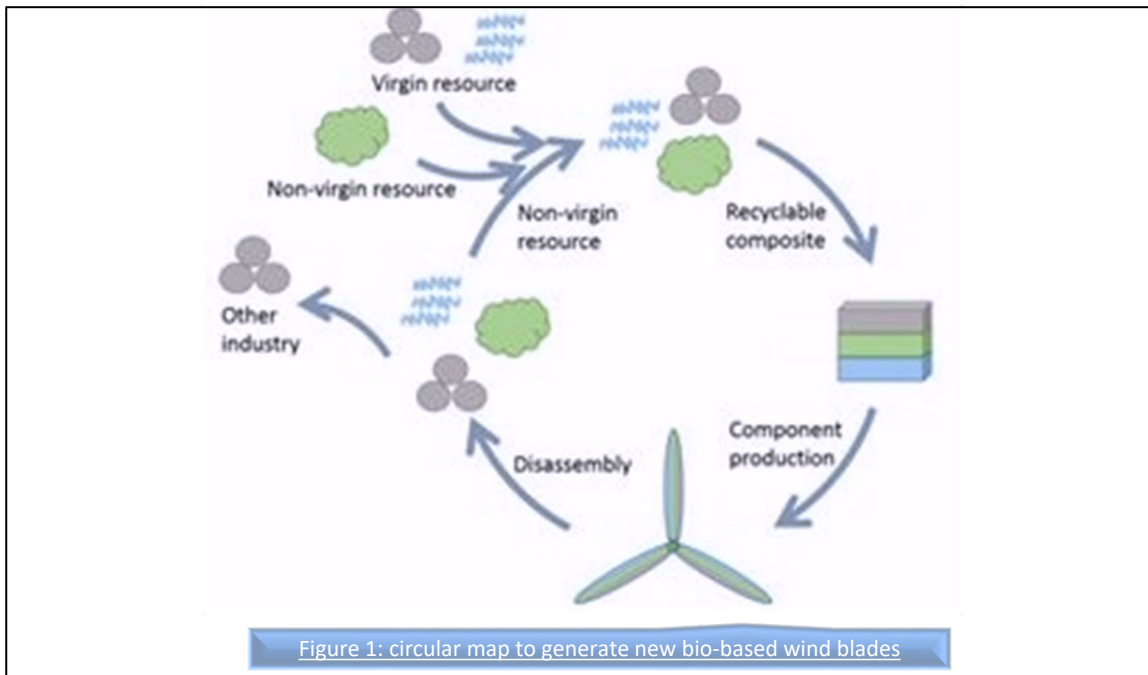
1.2 DENMARK

Denmark, being one of the global leaders in the implementation of wind energy, is also pioneering and leading the pathway of adapting recycling concept throughout all steps, including upstream of producing sustainable materials for new turbine blades and downstream of how to recycle retired wind blades.

Dreamwind: Scouting and inventing new material for future wind blades

The Dreamwind project (Designing REcyclable Advanced Materials for WIND energy) works towards solving this challenge through development of new materials for high strength composites. During the development work, the entire life cycle of the materials is under consideration.

Funded by Industry Foundation, Vestas Wind System, Aarhus University and Danish Technological Institute collaborate on the development of new composite materials for future use in wind turbine blades. The development is based partly on the production of stimuli-responsive materials, which can be disassembled after use, and partly on incorporating bio-based resources in the new materials.



Source: <https://www.dreamwind.dk/en/>

DecomBlades: How to recycle after wind turbine blades are retired

A consortium that includes Orsted has received funding from Innovation Fund Denmark for a project seeking to develop wind turbine blade recycling techniques.

The three-year DecomBlades project will investigate and develop solutions to recycle the composite material in wind turbine blades.

The project focuses on three specific processes: shredding of wind turbine blades so that the material can be reused in different products and processes, use of shredded blade material in cement production and, , a method to separate the composite material under high temperatures, also known as pyrolysis.

The other nine consortium members are LM Wind Power (GE Renewable Energy), Vestas Wind Systems, Siemens Gamesa, industrial equipment provider FLSmidth, Makeen Power, HJHansen Recycling, Energy Cluster Denmark (ECD), University of Southern Denmark (SDU) and Technical University of Denmark (DTU).

Around 85-95% of a wind turbine can be recycled, but cost-efficient recycling of composite materials remains a challenge.

Source: <https://decomblades.dk>

2 PURPOSE OF MAPPING AND EXPECTATION

2.1 PURPOSE

The purpose of this report is to map the most relevant technology for wind turbine; the mapping is based on patents, international collaboration, and university publications. More details can be found in the following content. In longer run, ICDK is aiming to find the gap between China and Denmark within wind blade recycling sector in order to not only knowledge exchange but to create the bridge to potential co-develop with China wind blades recycling process.

2.2 MAIN MAPPED TECHNOLOGIES

In this report, we investigated six major methods of processing wind turbines blades. We have chosen these six methods based on the report, "[Accelerating Wind Turbine Blade Circularity – 2020](#)".

Processing Method	Definition
Cement Co-Processing (Cement Kiln Route)	In Cement Co-Processing the glass fibre is recycle as a component of cement mixes (cement clinker). The poly-mer matrix is burned as fuel for the process (also called refuse derived fuel).
Mechanical Grinding	The recycled products, short fibres and ground matrix (powder) can be used respectively as reinforcement or fillers.
Pyrolysis	It is a thermal recycling process which allows the recovery of fibre in the firm of ash and of polymer matrix in the firm of hydrocarbon products.
High Voltage Pulse Fragmentation	It is an electro-mechanical process that effectively separates matrices from fibres with the use of electricity.
Solvolysis	It is a chemical treatment where solvents (water, alcohol, and/or acid) are used to break the matrix bonds at a specific temperature and pressure.
Fluidised Bed	It can treat mixed materials (e.g. painted surfaces or foam cores), and therefore could be particularly suitable for end-of-life waste.

Table 1: Researched technologies and corresponding definition

This sub-division is based on keyword clustering that arises in all the world’s scientific literature in this area, combined with conceptual clustering. The 200 most prominent keywords were identified from a number of initial keywords using the ‘pearl growing’ technique. These keywords were then clustered in a force directed graphic, where the strengths of links are based on overlap of publications mentioning the same keywords. More information can be found in the detailed analysis report. In the analysis report, not only the main universities dedicated in various recycling process are listed, but also the Chinese domestic companies who own relevant patents are analysed. More information are presented as graphs in the analysis report.

2.3 EXPECTATION AND CONTINUITY

Relevant Chinese organizations, universities and companies should connect with relevant Danish counterparty in order to develop further partnership and localize the Danish experience within wind blade recycling.

Furthermore, the topic of wind blade recycling should be further discussed between Danish and Chinese ecosystem with more horizontal approach, expanding but not limited to regulation, standard and other sub-sectors.

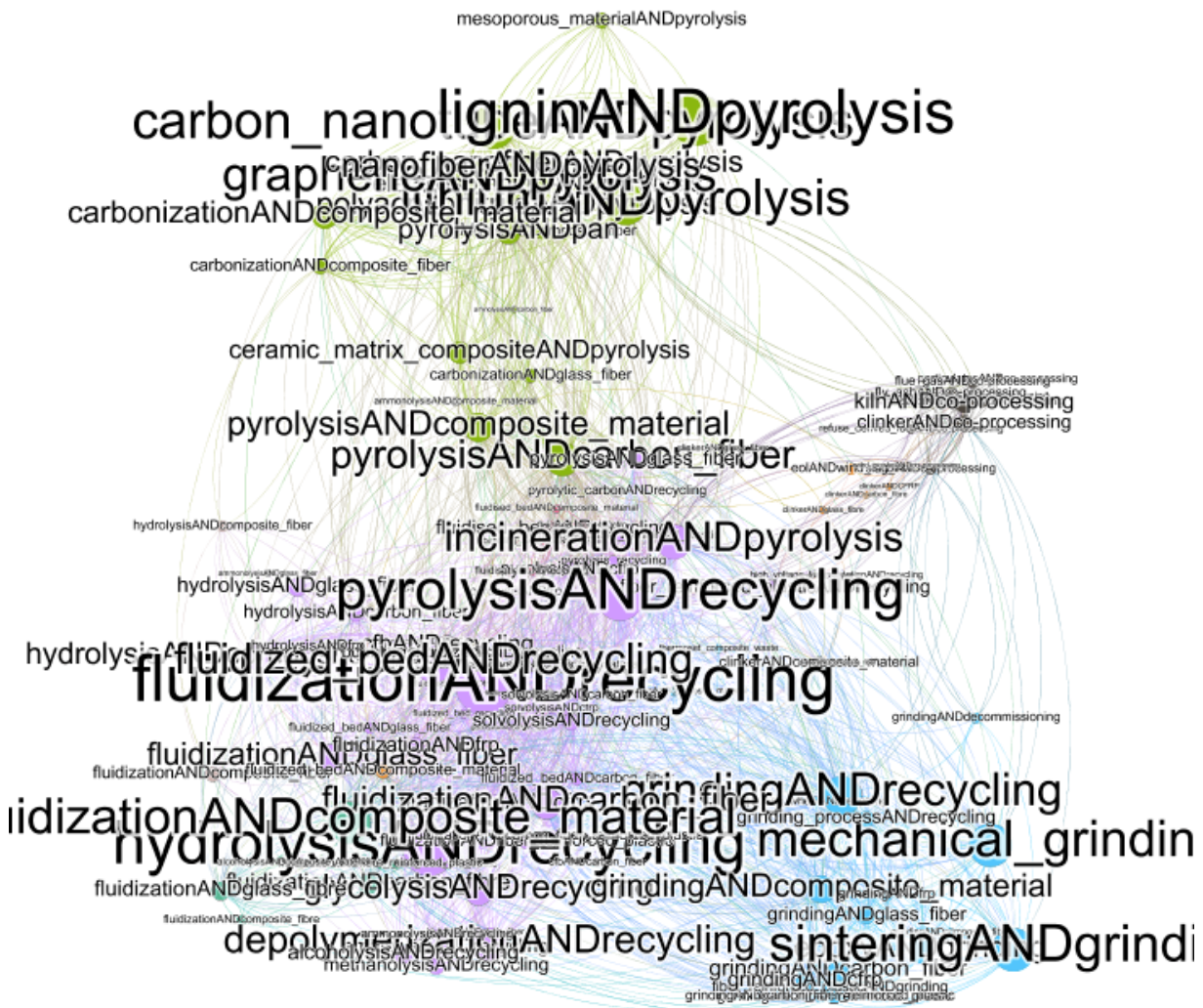


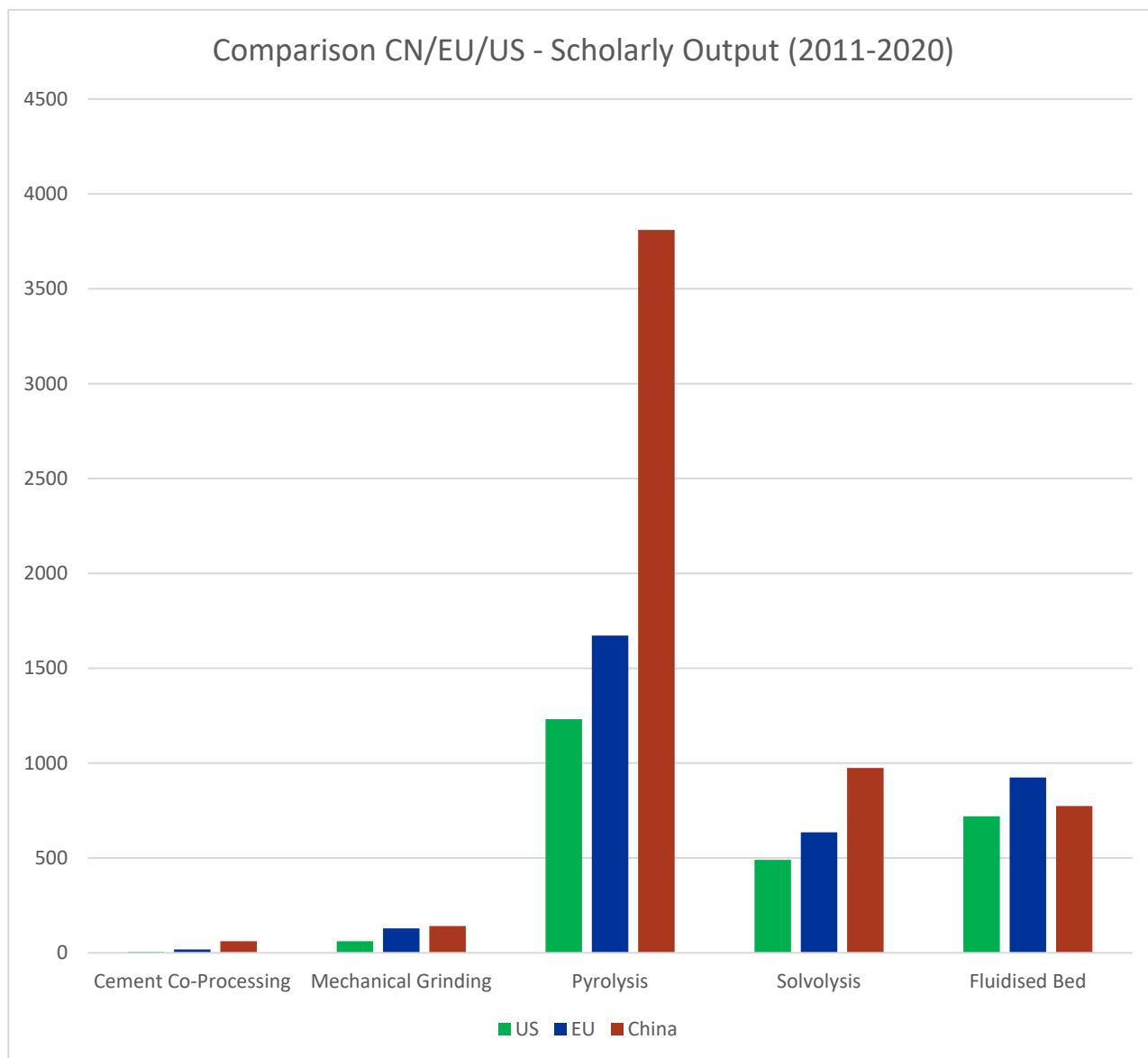
Figure 1 Force-directed graphic identifying the sub-domains and its keywords

Cluster forming in a force-directed graphic. Circles (nodes) represent single keywords, where larger size means more publications mention that keyword. The nodes attract each other more if there is more overlap in publications, by which natural clusters arise from the data. Nodes are clustered into different colour groups using the ‘Leiden Algorithm’. These finer clusters are then manually grouped together (and sometimes split), to allow for a subdivision that matches our conceptual understanding, as indicated by the larger coloured areas.

Please note that not all keywords found their way into a cluster, particularly those that were considered too general or not related enough to the topic. It is also possible that particular keywords deemed relevant did not make it into the top 200 keywords to begin with. However, this means there are relatively little publications written on this topic and including it will not make a big difference in the statistics.

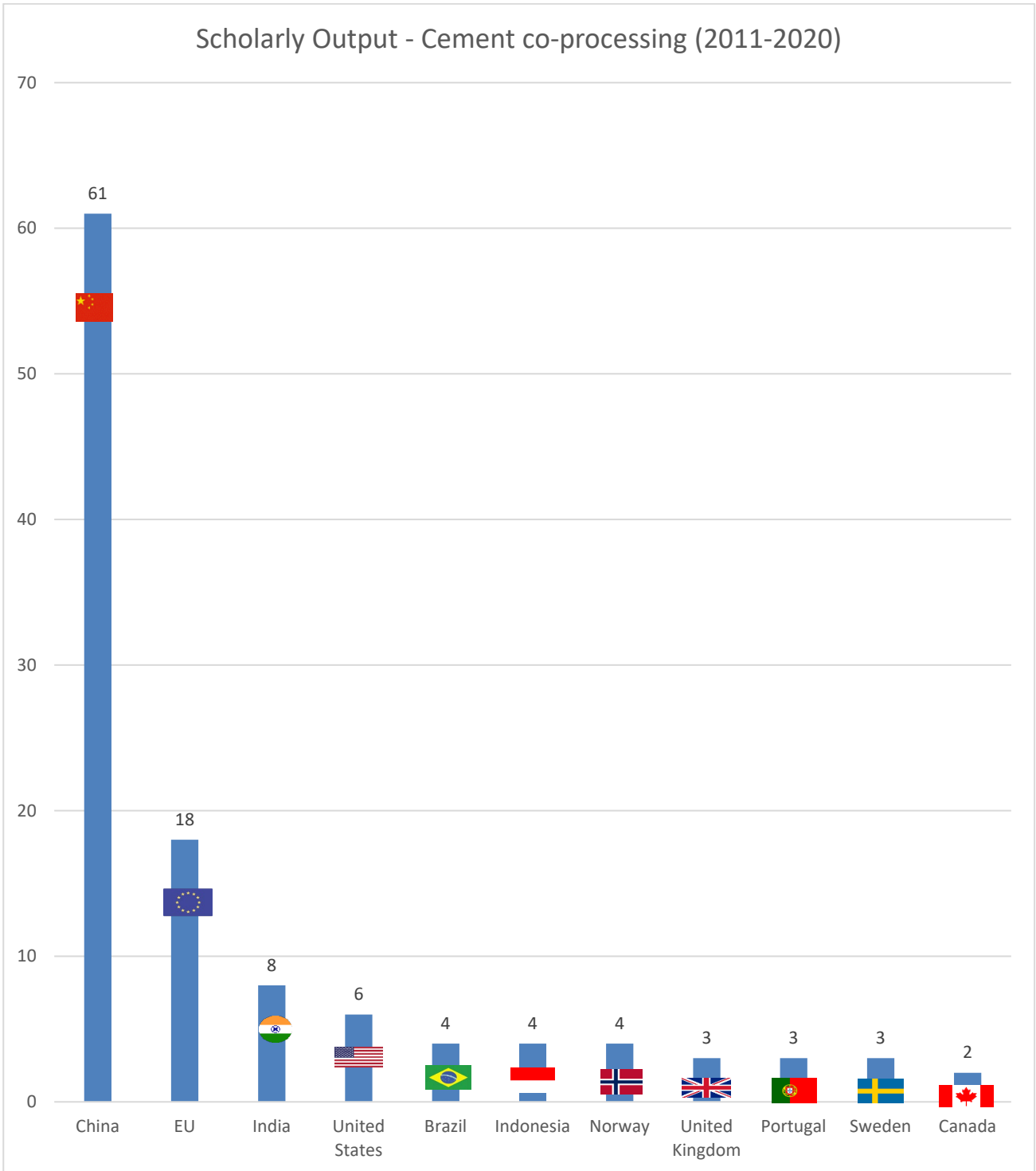
PART 2: SCIENTIFIC PUBLICATIONS (SOURCE: LENS)

3 COMPARISON OF SCHOLARLY OUTPUT: EU, USA, CHINA



Graph 1 Scholarly Output: Comparison EU/US/CN over the period 2011-2020

4.1.1.1 COUNTRIES



Graph 2 Cement Co-processing - Scholarly Output

4.2 MECHANICAL GRINDING

4.2.1 Word Maps



Figure 4 Mechanical Grinding: Word Map - EU27

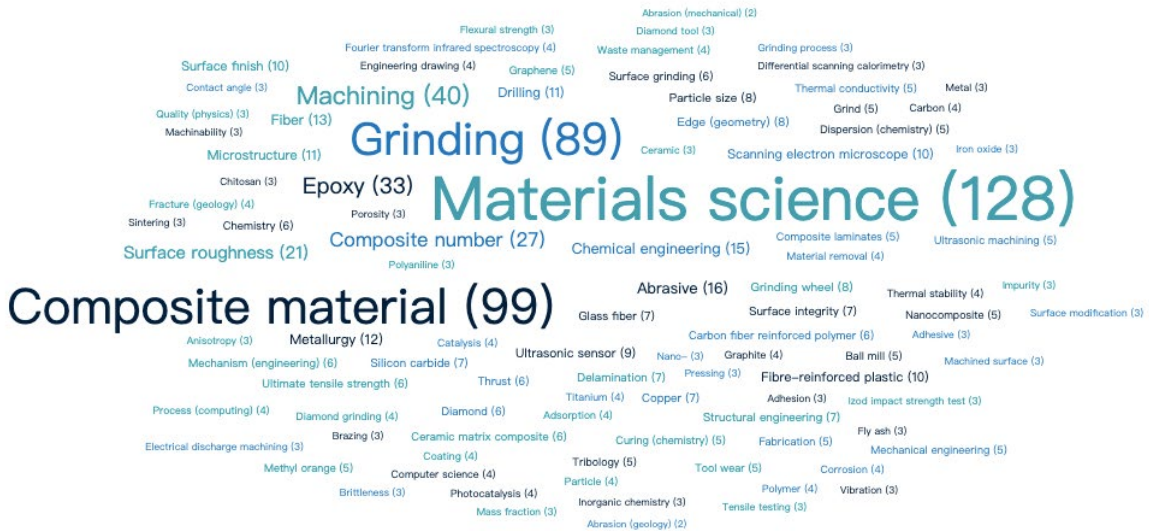
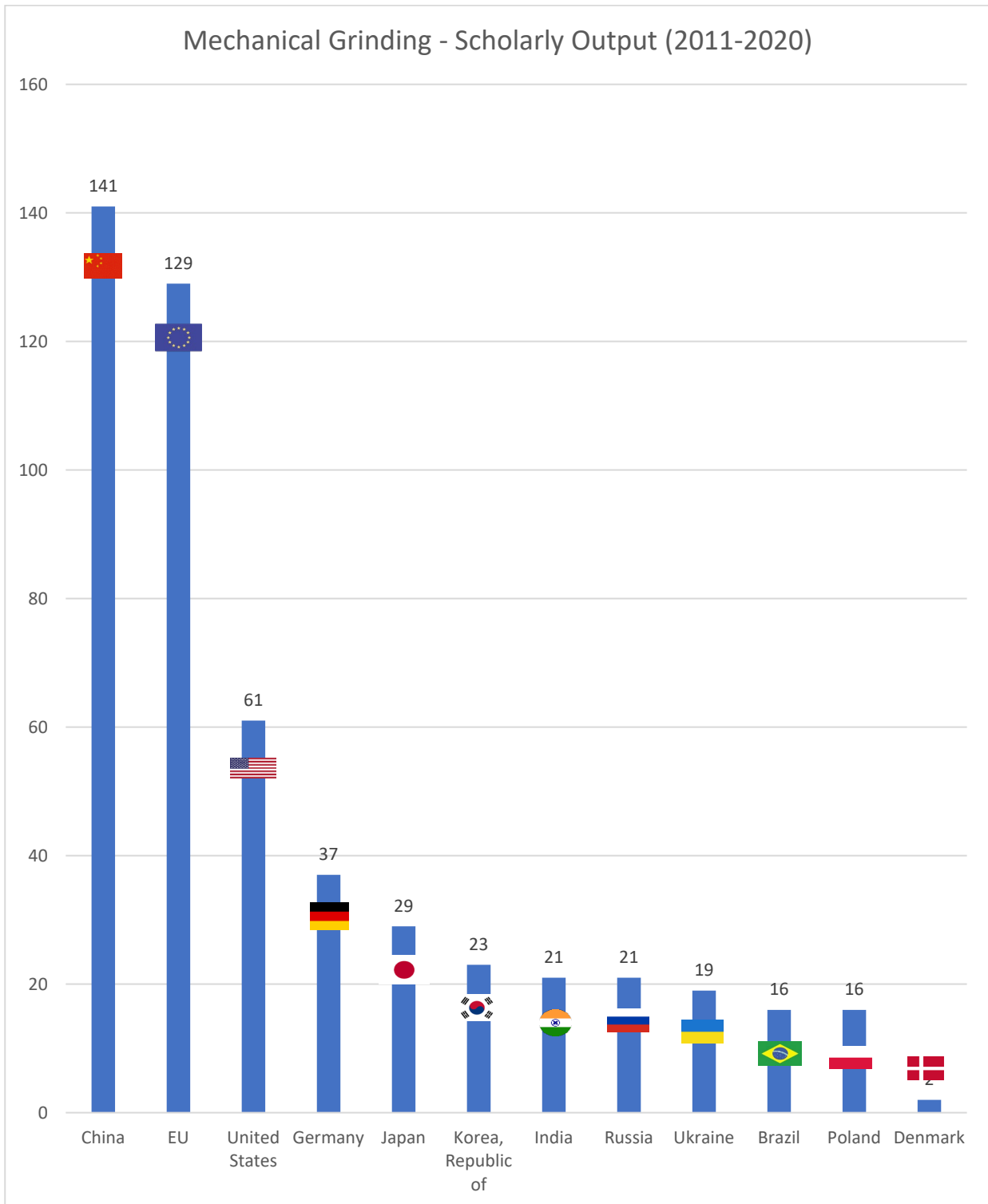


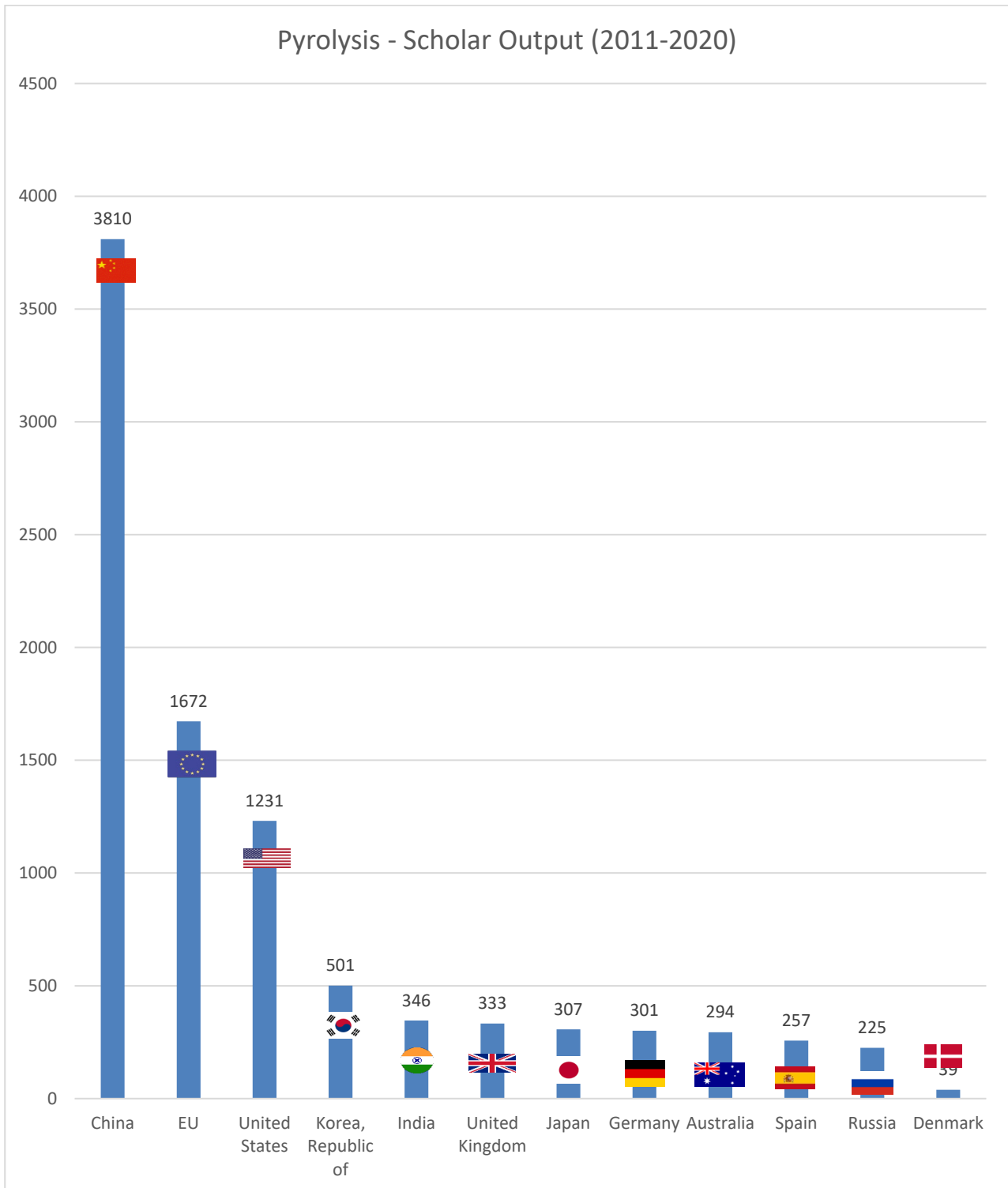
Figure 5 Mechanical Grinding: Word Map – China

4.2.2 Countries



Graph 3 Mechanical Grinding - Scholarly Output

4.3.2 Countries



Graph 4 Pyrolysis - Scholarly Output

4.4 HIGH VOLTAGE PULSE FRAGMENTATION

About High Voltage Pulse Fragmentation, the search for keywords and consequent search for scholarly papers have produced a scares number of documents, so that it's not possible to produce logical figures and graphs for this sub-domain.

Hereinafter the list of relevant documents found on The Lens for the period 2011-2020:

TITLE	YEAR	SOURCE TITLE	PUBLISHER	SOURCE COUNTRY	AUTHOR/S
The Dynamic Fracture Process in Rocks Under High-Voltage Pulse Fragmentation	2016	Rock Mechanics and Rock Engineering	Springer Science and Business Media LLC	Germany	Sang-Ho Cho; Sang Sun Cheong; Mitsuhiro Yokota; Katsuhiko Kaneko
High voltage fragmentation of composites from secondary raw materials – Potential and limitations	2018	Waste management (New York, N.Y.)	Elsevier Limited	United Kingdom	Thomas Leißner; D. Hamann; Lutz Wuschke; H.-G. Jäckel; Urs A. Peuker
Environmental Assessment of Composite Recycling for Machining Processes and Industries	2020	Machining and Machinability of Fiber Reinforced Polymer Composites	Springer Singapore	-	Norshah Aizat Shuaib; Paul Mativenga; Azwan Iskandar Azmi; Hariz Zain
Electric Discharge Destruction of Wasted Printed Electronic Boards for Extraction of Metals	2020	KnE Materials Science	Knowledge E	-	V. M. Alexeenko; L.G. Ananieva; A. A. Zherlitsyn; S. S. Kondratiev; M V Korovkin; O.V. Savinova
Dawning Nebulae: A PetaFLOPS Supercomputer with a Heterogeneous Structure	2011	Journal of Computer Science and Technology	Springer Science and Business Media LLC	China	Ninghui Sun; Jing Xing; Zhigang Huo; Guangming Tan; Jin Xiong; Bo Li; Can Ma
Recycling experimental investigation on end of life photovoltaic panels by application of high voltage fragmentation.	2019	Waste management (New York, N.Y.)	Elsevier Limited	United Kingdom	Bai-Peng Song; Zhang Mengyao; Yue Fan; Ling Jiang; Jun Kang; Ting-Tao Gou; Cheng-Lei Zhang; Yang Ning; Guan-Jun Zhang; Xiang Zhou
High voltage pulse fragmentation for metal liberation from waste LED lamps	2018	-	-	-	Maria Holuszko

4.5 SOLVOLYSIS

4.5.1 Word Maps

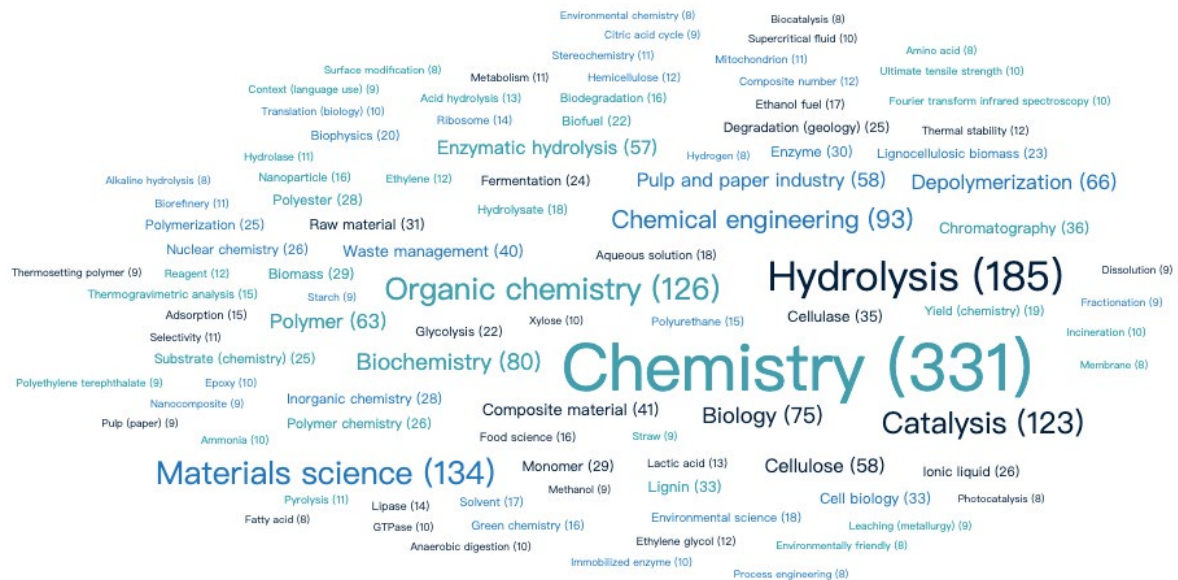


Figure 8 Solvolysis: Word Map - EU27

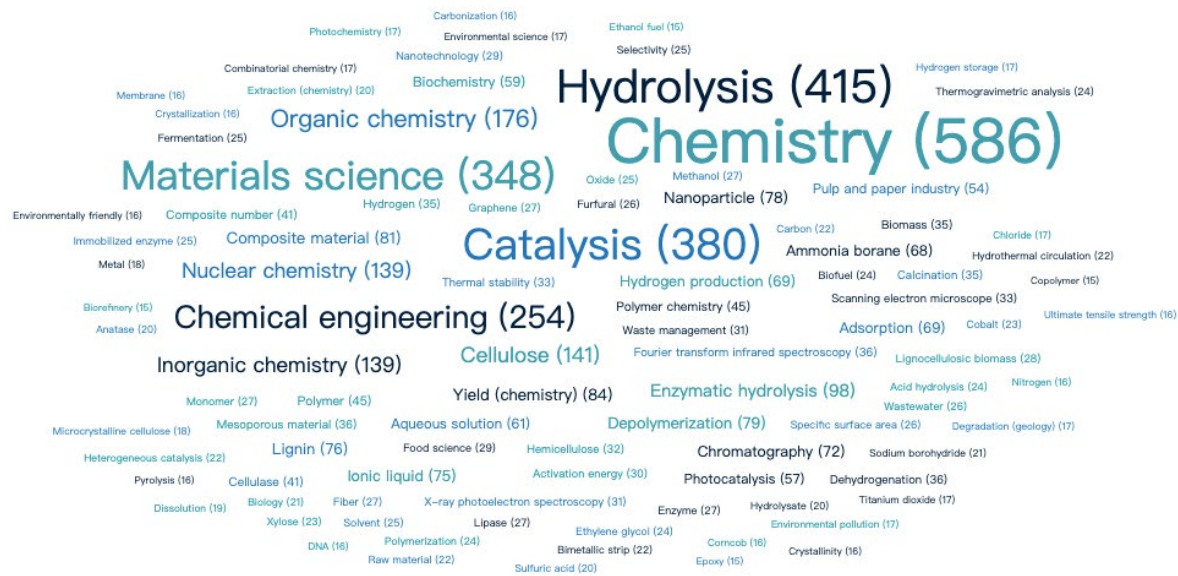
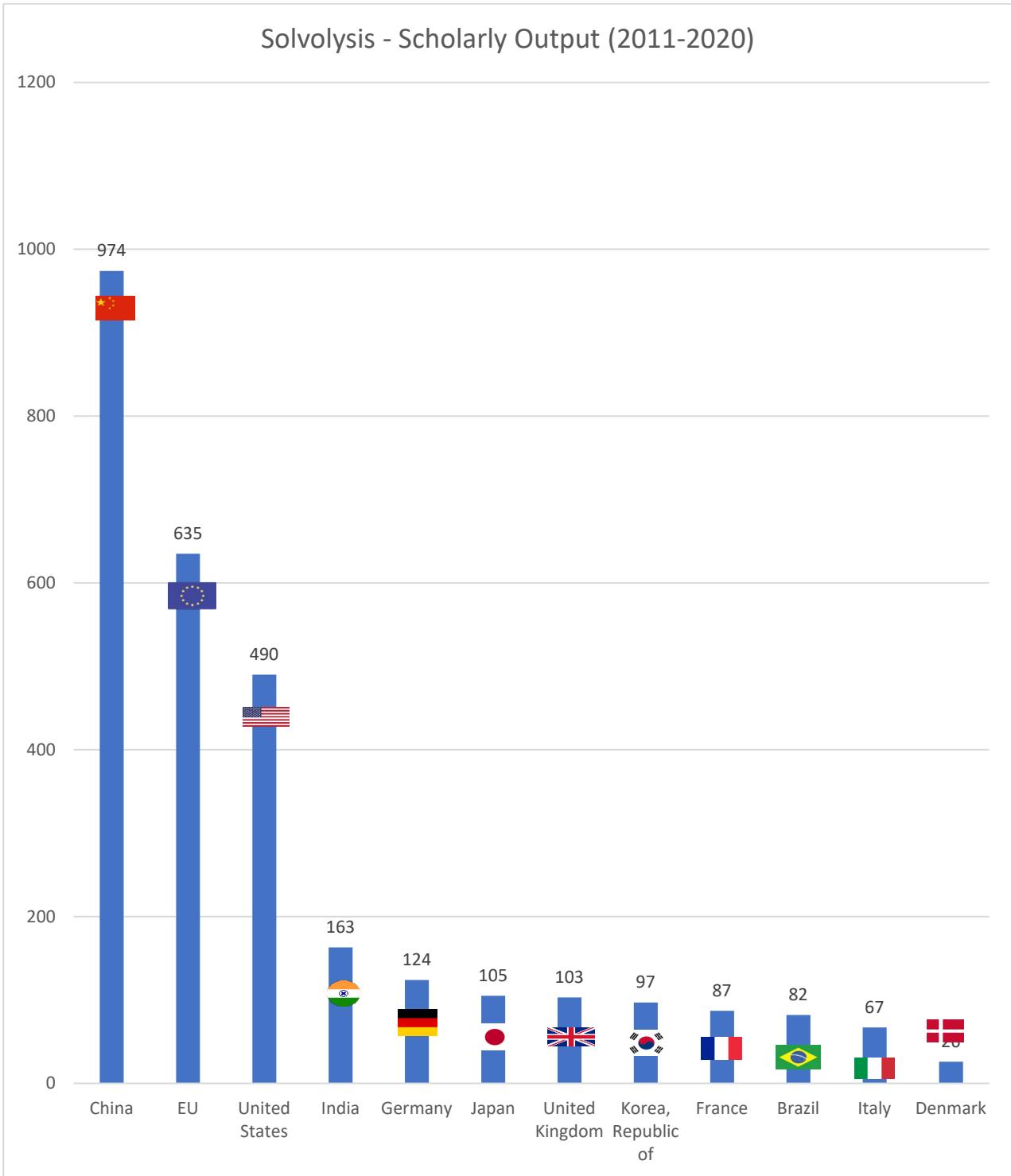


Figure 9 Solvolysis: Word Map - China

4.5.2 Countries



Graph 5 Solvolysis: Scholarly Output

4.6 FLUIDISED BED

4.6.1 Word Maps

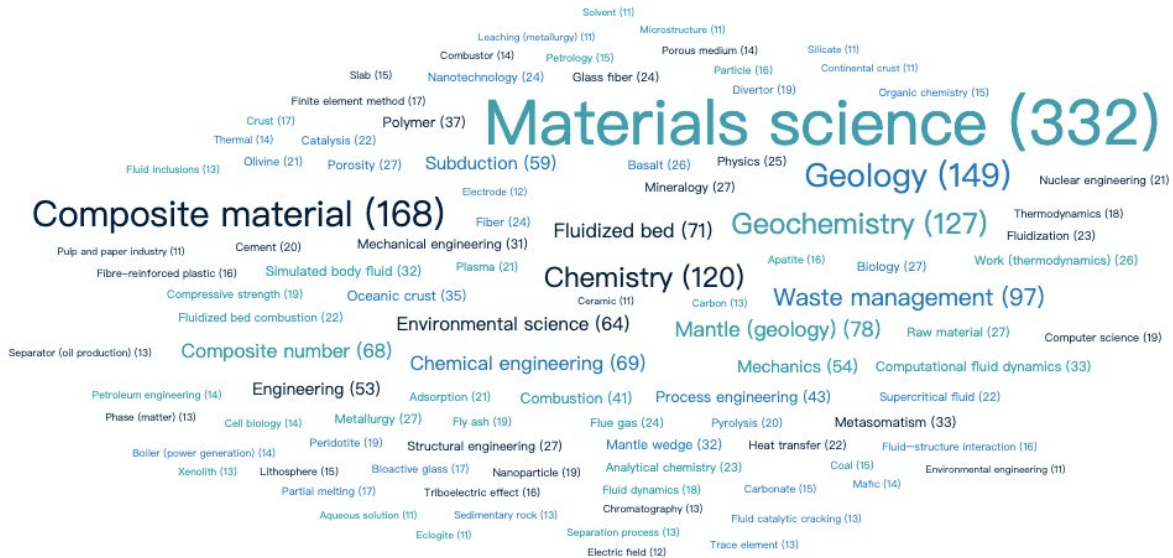


Figure 10 Fluidised Bed: Word Map - EU27

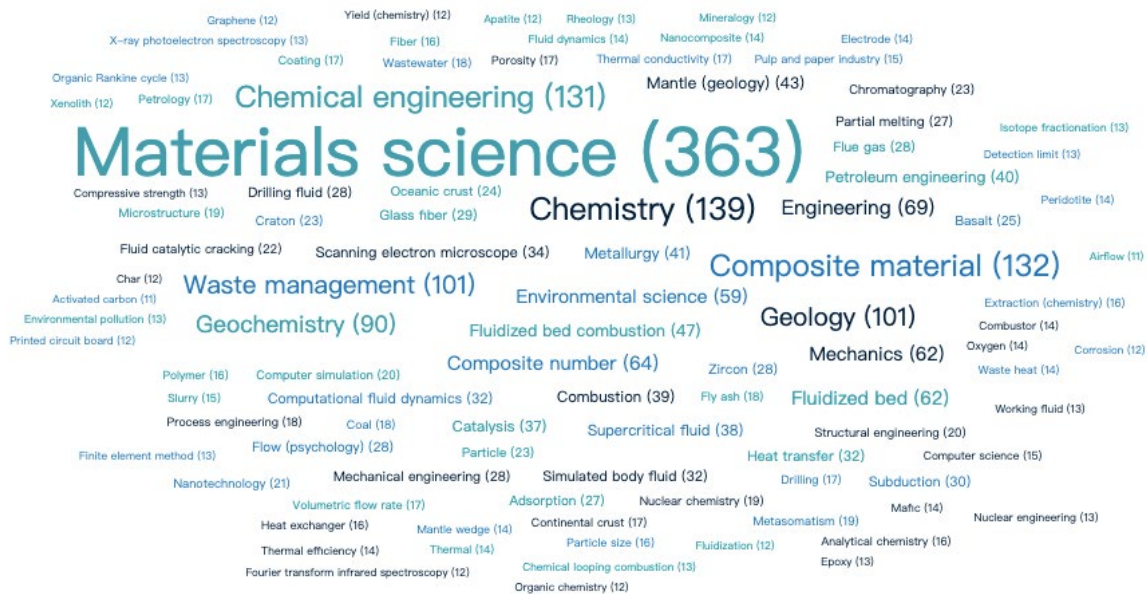
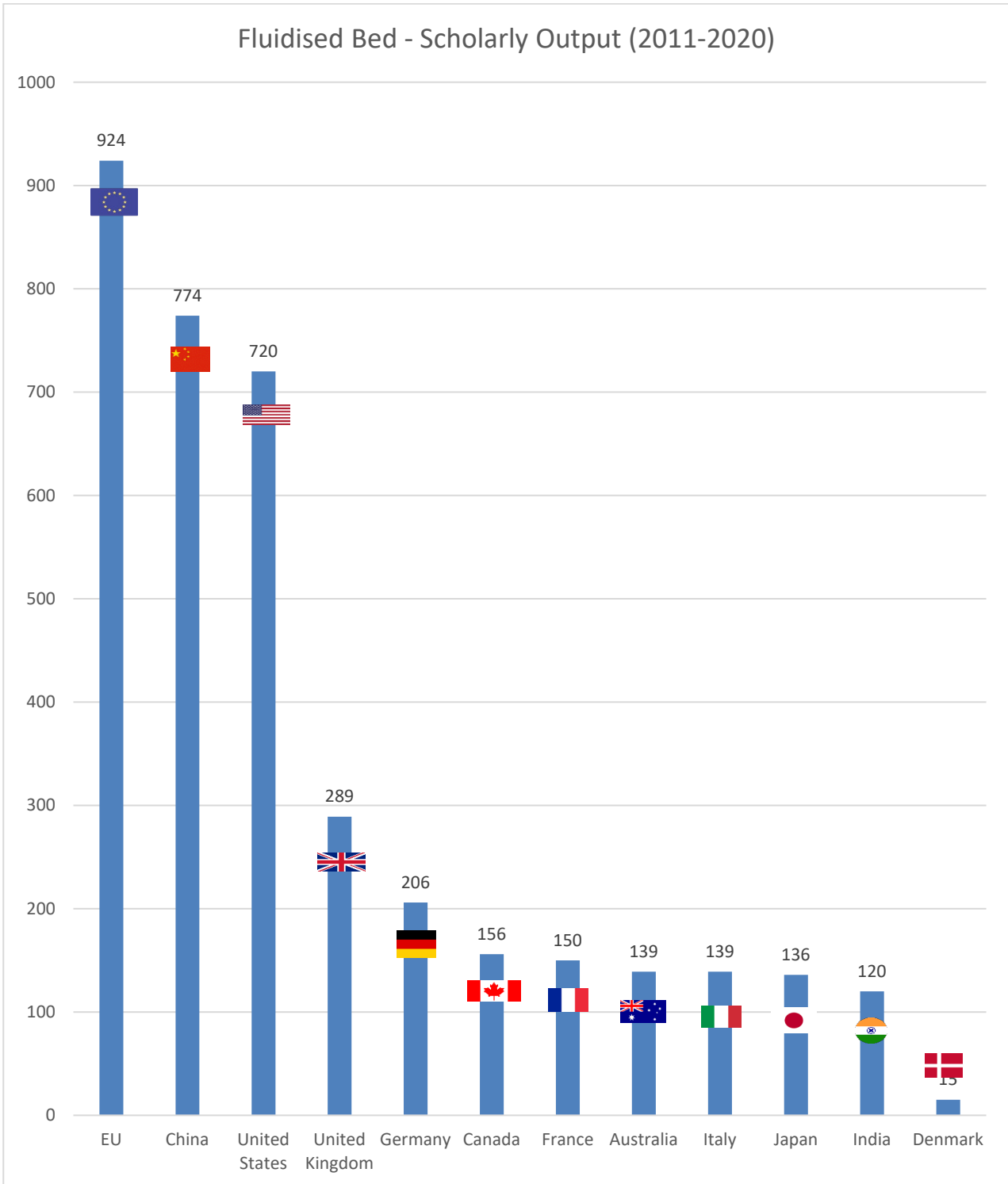


Figure 11 Fluidised Bed: Word Map - China

4.6.2 Countries

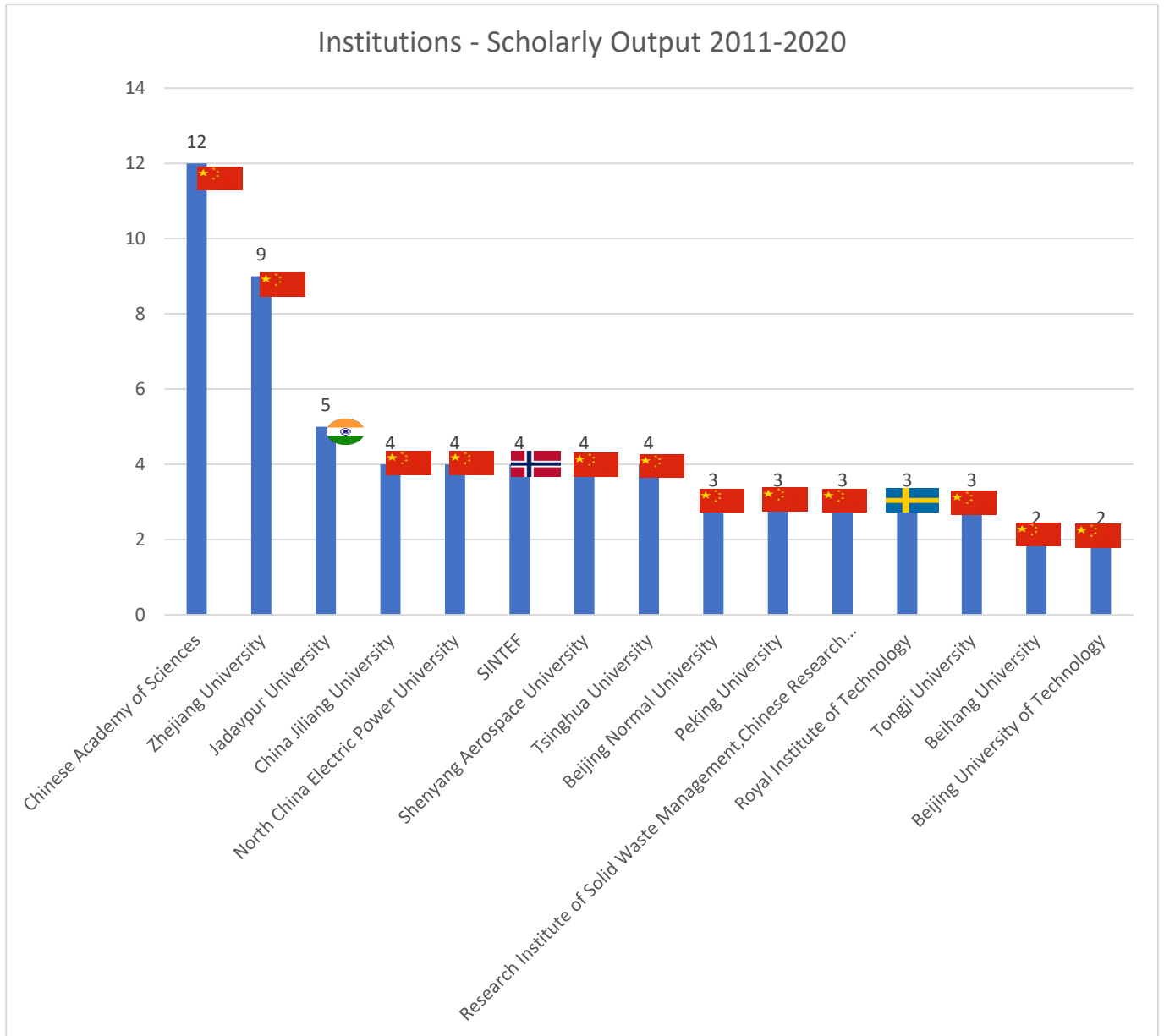


Graph 6 Fluidised Bed: Scholarly Output

PART 3: INSTITUTIONS

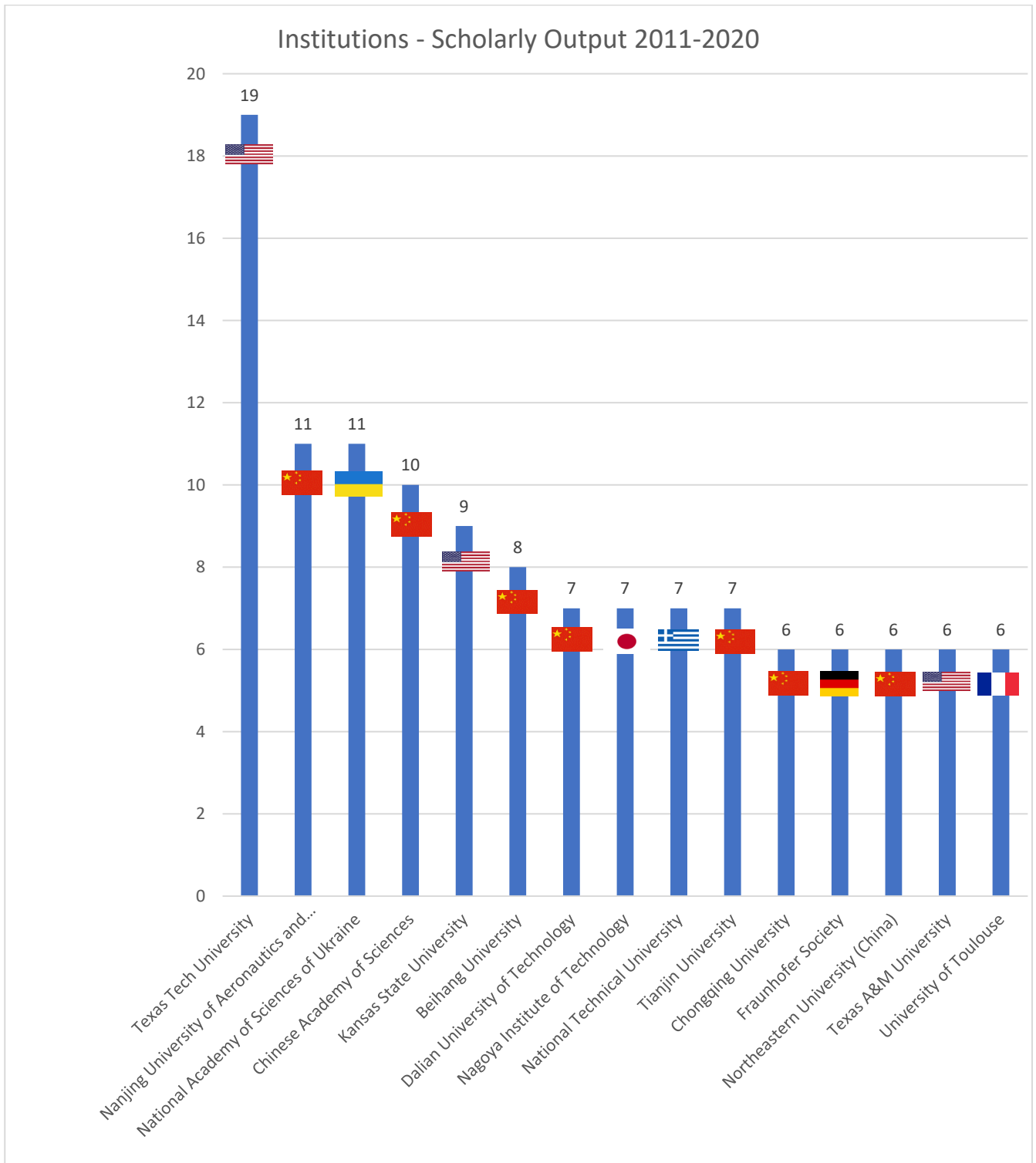
5 MAIN INSTITUTIONS PER SCHOLARLY OUTPUT 2011-2020

5.1 CEMENT CO-PROCESSING



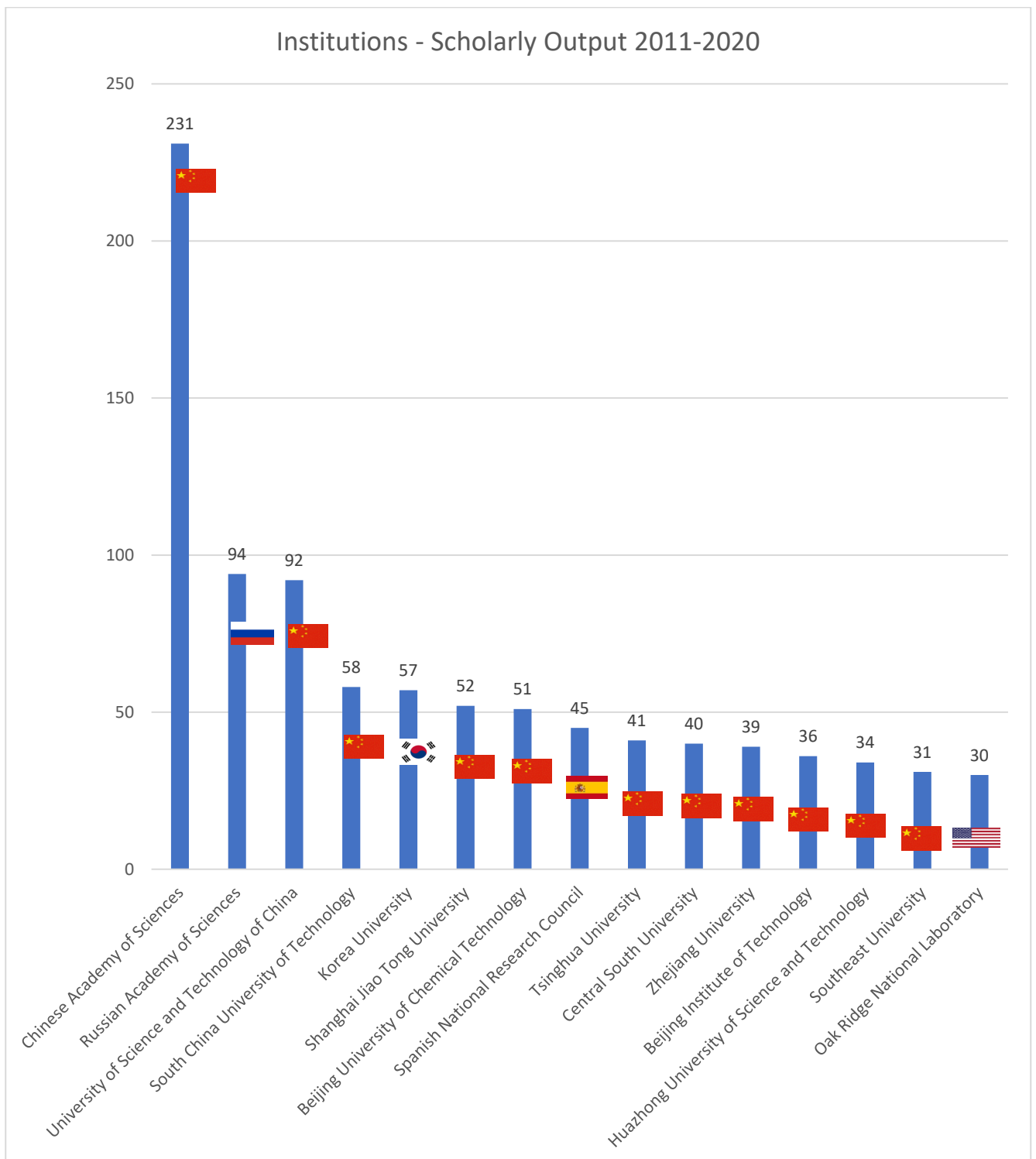
Graph 7 Cement Co-Processing Scholarly Output (2011-2020): Institutions

5.2 MECHANICAL GRINDING



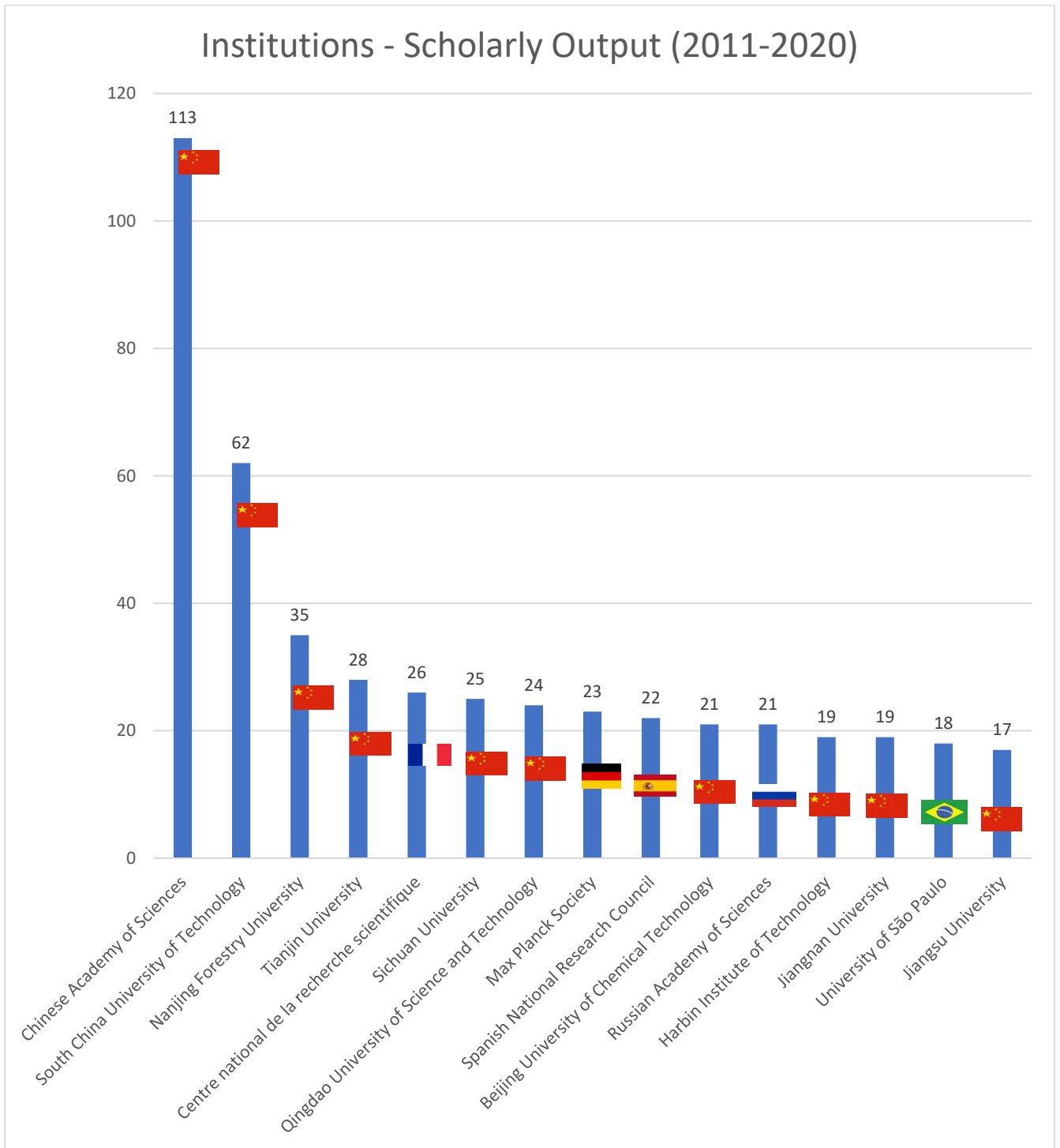
Graph 8 Mechanical Grinding Scholarly Output (2011-2020): Institutions

5.3 PYROLYSIS



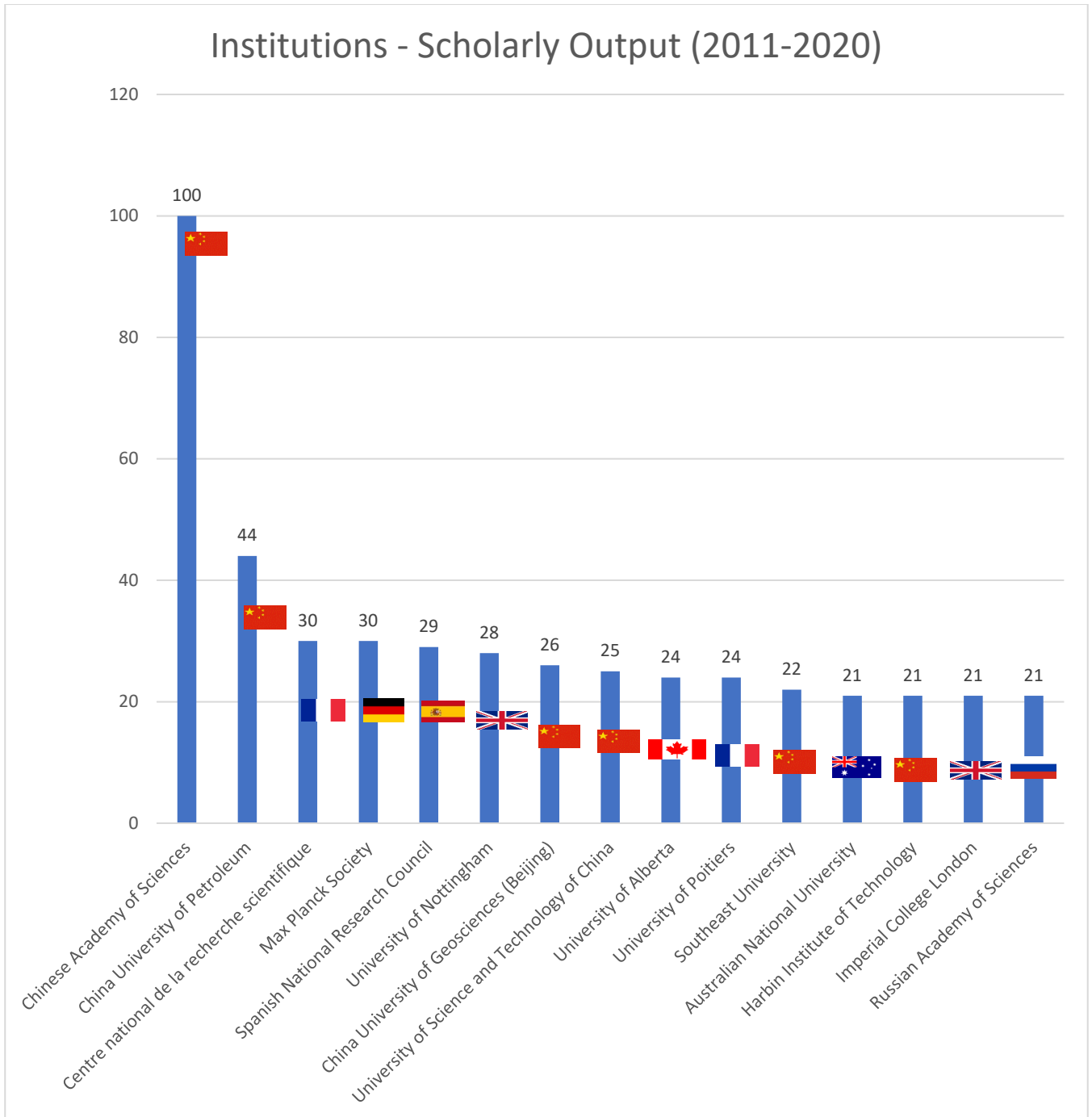
Graph 9 Pyrolysis Scholarly Output (2011-2020): Institutions

5.4 SOLVOLYSIS



Graph 10 Solvolysis Scholarly Output (2011-2020): Institutions

5.5 FLUIDISED BED



Graph 11 Fluidised Bed Scholarly Output (2011-2020): Institutions

6 MAIN AUTHORS

6.1 CEMENT CO-PROCESSING

AUTHOR	AFFILIATION	COUNTRY / REGION	SCHOLARLY OUTPUT
Qifei Huang	North China Electric Power University	China	10
Guorui Liu	CAS	China	8
Jiang Zhang	Zhejiang University	China	8
Li Li	CAS	China	8
Minghui Zheng	CAS	China	8
Yuyang Zhao	CAS	China	7
Dahai Yan	CAS	China	6
Huanzhong Wang	Zhejiang University	China	6
Jiayu Zhan	CAS	China	6
Kåre Helge Karstensen	SINTEF	Norway	6
Sadhan Kumar Ghosh	Jadavpur University	India	6
Tong Chen	Zhejiang University	China	6
Xiaodong Li	Zhejiang University	China	6
Yeqing Li	Zhejiang University	China	6
Jia Liu	Tongji University	China	5
Jianhua Yan	Zhejiang University	China	5
Lili Yang	CAS	China	5
Mingxiu Zhan	Zhejiang University	China	5
Rong Jin	CAS	China	5
Ulhas V Parlikar	Jadavpur University	India	5

Table 1 Cement Co-Processing: Main Authors

6.2 MECHANICAL GRINDING

AUTHOR	AFFILIATION	COUNTRY / REGION	SCHOLARLY OUTPUT
Weilong Cong	Texas Tech University	United States	17
Hui Wang	Texas Tech University	United States	13
Fuda Ning	Binghamton University	United States	12
Анатолій Павлович Гавриш	NTUU KPI	Ukraine	12
Тетяна Анатоліївна Роїк	NTUU KPI	Ukraine	12
Yingbin Hu	Texas Tech University	United States	11
Петро Олексійович Киричок	NTUU KPI	Ukraine	9
Zhijian Pei	Texas Tech University	United States	8
Юлія Юріївна Віцюк	NTUU KPI	Ukraine	8
Hisashi Sato	Nagoya Institute of Technology	Japan	5
Tao Chen	Wuhan University of Technology	China	5
Tetiana Roik	NTU Athens	Greece	5
Yoshimi Watanabe	Nagoya Institute of Technology	Japan	5
Cuong Manh Vu	Ton Duc Thang University	Vietnam	4
Hideaki Tsuge	Nagoya Institute of Technology	Japan	4
Iuliia Vitsiuk	NTU Athens	Greece	4
Meng Zhang	Kansas State University	United States	4
P Chockalingam	Faculty of Engineering & Technology, Multimedia University	Malaysia	4
Shuliang Liu	Wuhan University of Technology	China	4
A M Shanawaz	PET engineering college	India	3

Table 2 Mechanical Grinding: Main Authors

6.3 PYROLYSIS

AUTHOR	AFFILIATION	COUNTRY / REGION	SCHOLARLY OUTPUT
Yun Chan Kang	Korea University	South Korea	42
Young-Kwon Park	Seoul National University	South Korea	24
Ana Primo	Polytechnic University of Valencia	Spain	22
Shubin Wu	South China University of Technology	China	21
Anthony Dufour	CNRS	France	19
Arthur J Ragauskas	Georgia Institute of Technology	United States	17
Hermenegildo García	Polytechnic University of Valencia	Spain	15
Akwasi A Boateng	USDA	United States	13
Roger Ruan	University of Minnesota	United States	12
Alex Tullo	C&EN New York City	United States	11
Ana Gutiérrez	Spanish National Research Council	Spain	11
Anqing Zheng	CAS	China	10
Seung Ho Choi	Korea University	South Korea	10
Zhenming Xu	Shanghai Jiaotong University	China	10
An-Hui Lu	Dalian University of Technology	China	9
Annette-Enrica Surkus	University of Rostock	Germany	9
Jeroen A van Bokhoven	Paul Scherrer Institute	Switzerland	9
Matthias Beller	University of Rostock	Germany	9
Alimorad Rashidi	Research Institute of Petroleum Industry	Iran	8
Angelos A Lappas	Aristotle University of Thessaloniki	Greece	8

Table 3 Pyrolysis: Main Authors

6.4 SOLVOLYSIS

AUTHOR	AFFILIATION	COUNTRY / REGION	SCHOLARLY OUTPUT
Alex Tullo	C&EN New York City	United States	9
Christoph Alberti	University of Hamburg	Germany	7
Claus Felby	University of Minho	Portugal	7
Fei Wang	Nanjing Forestry University	China	7
Fusheng Liu	Qingdao University of Science & Technology	China	7
Georg M Guebitz	BOKU	Austria	7
Stephan Enthaler	Technical University of Berlin	Germany	7
Doris Ribitsch	Institute of Chemical Technology	India	6
Federica Sotgia	Thomas Jefferson University	United States	6
Felice Quartinello	BOKU	Austria	6
Afsheen Aman	University of Karachi	Pakistan	5
Ana Cristina Rodrigues	University of Minho	Portugal	5
Blake A Simmons	Sandia National Laboratories	United States	5
Dimitris S Achilias	Aristotle University of Thessaloniki	Greece	5
Eugene Y -X Chen	Colorado State University	United States	5
Alessandro Pellis	BOKU	Austria	4
Anthony Howell	Thomas Jefferson University	United States	4
Bruce E Dale	Michigan State University	United States	4
Cheng Cai	South China University of Technology	China	4
Cheng-Hsun Chiu	National Defense Medical Center	Taiwan	4

Table 4 Solvolysis: Main Authors

6.5 FLUIDISED BED

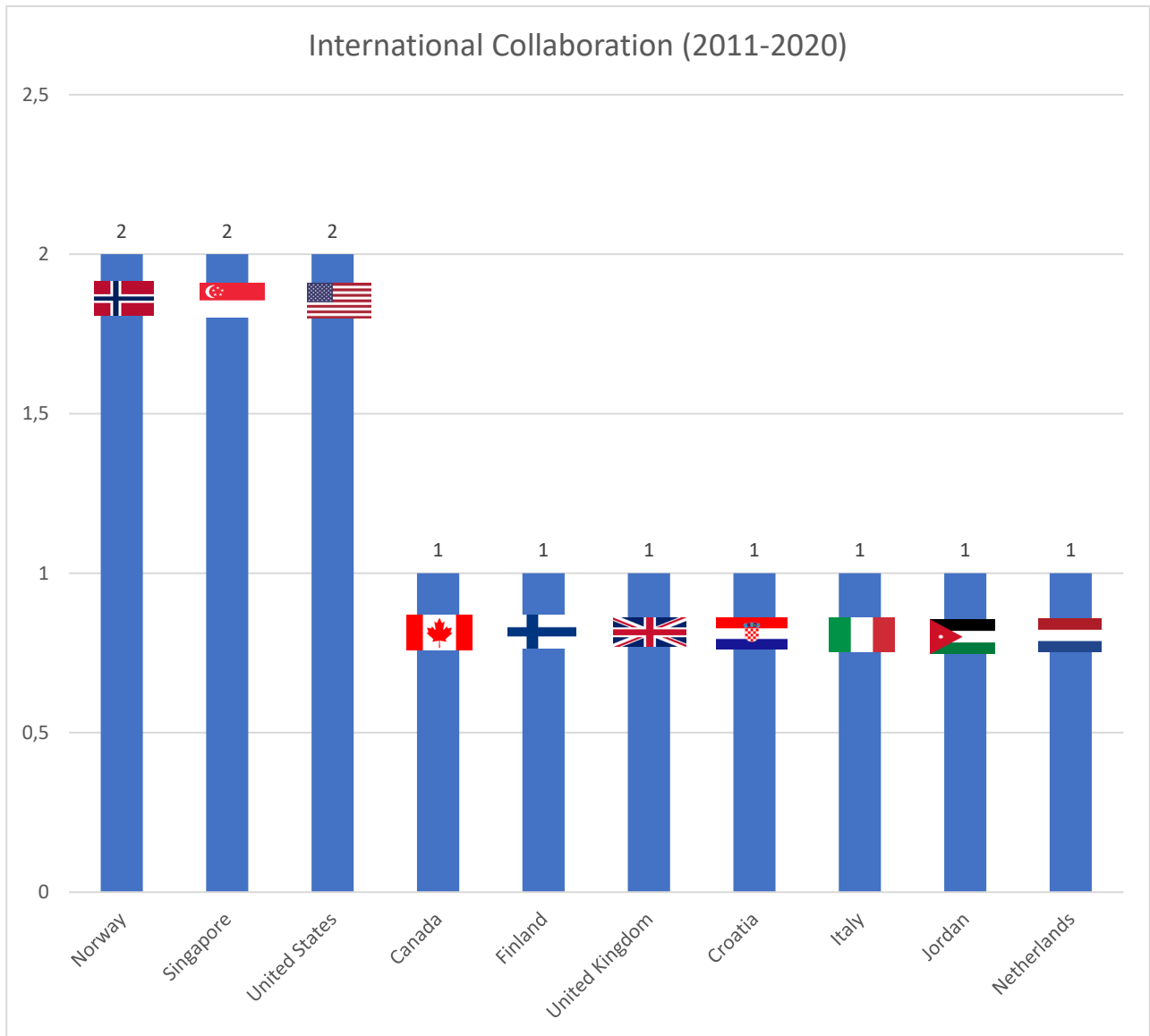
AUTHOR	AFFILIATION	COUNTRY / REGION	SCHOLARLY OUTPUT
Bhuiyan Shameem Mahmood Ebna Hai	Helmut Schmidt University	Germany	8
Aldo R Boccaccini	University of Erlangen-Nuremberg	Germany	6
Carmen Sanchez-Valle	ETH Zurich	Switzerland	6
Ho-Ming Yeh	Tamkang University	Taiwan	6
Adam Wilson	JPT special publications editor	United States	5
Colin L Raston	Flinders University	Australia	5
Dongdong Zhang	Prairie View A&M University	United States	5
Alessandro Aiuppa	University of Palermo	Italy	4
Arun Shukla	The University of Rhode Island	United States	4
Chii-Dong Ho	Tamkang University	Taiwan	4
Chris Carpenter	JPT Technology Editor	United States	4
D Harting	Max Planck Society	Germany	4
Dimitrios G Pavlou	University of Stavanger	Norway	4
Emanuela Lupo	Sapienza University of Rome	Italy	4
Floriana La Marca	Sapienza University of Rome	Italy	4
Gisele Azimi	University of Toronto	Canada	4
Yuxiang Yao	University of Toronto	Canada	4
Zhiyue Xu	Baker Hughes	United States	4
A Huber	University of Palermo	Italy	3
A Meigs	Max Planck Society	Germany	3

Table 5 Fluidised Bed: Main Authors

PART 4: SCIENTIFIC COLLABORATION (SOURCE: LENS)

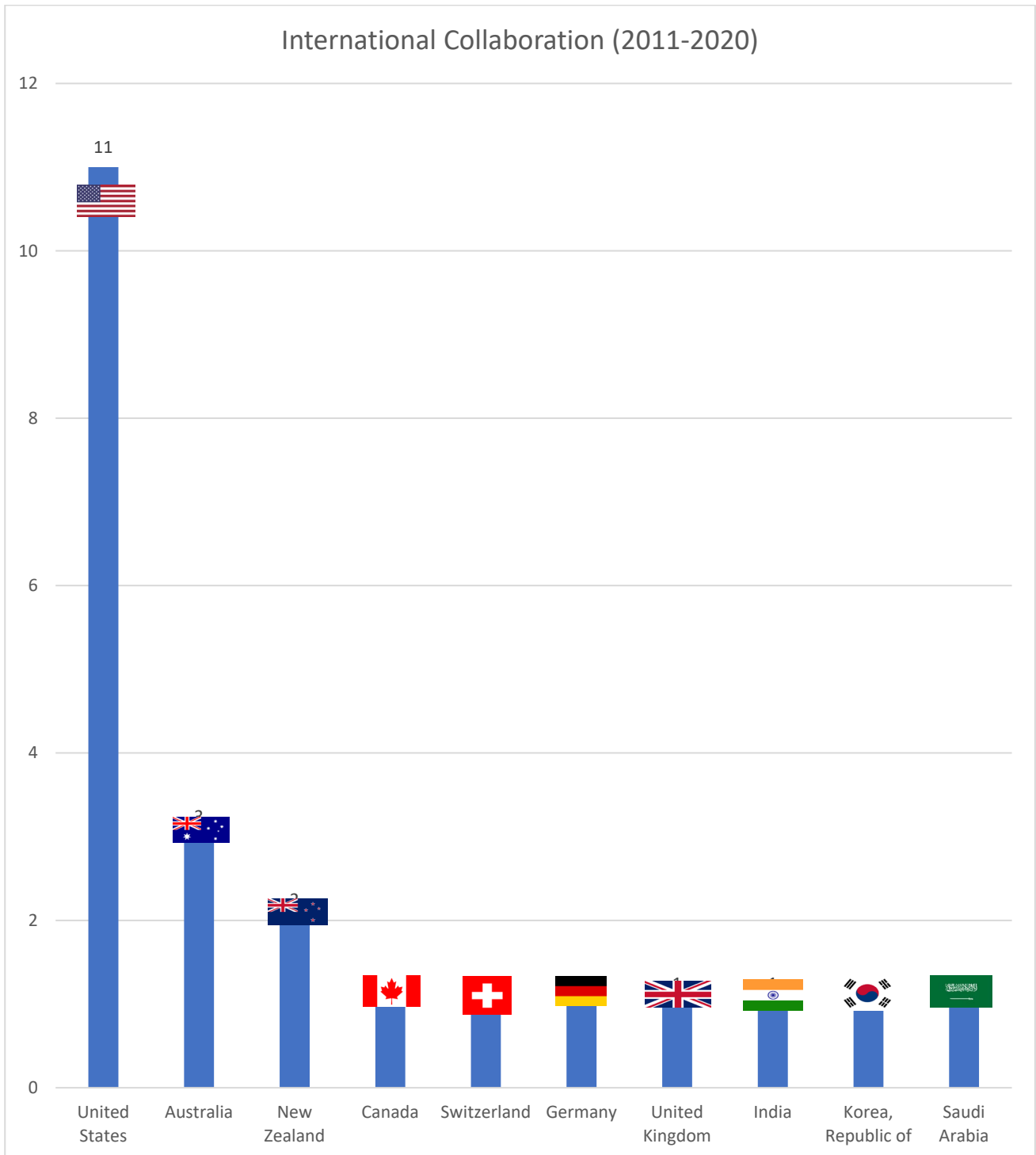
7 TOP COLLABORATING COUNTRIES + EU + DK

7.1 CEMENT CO-PROCESSING



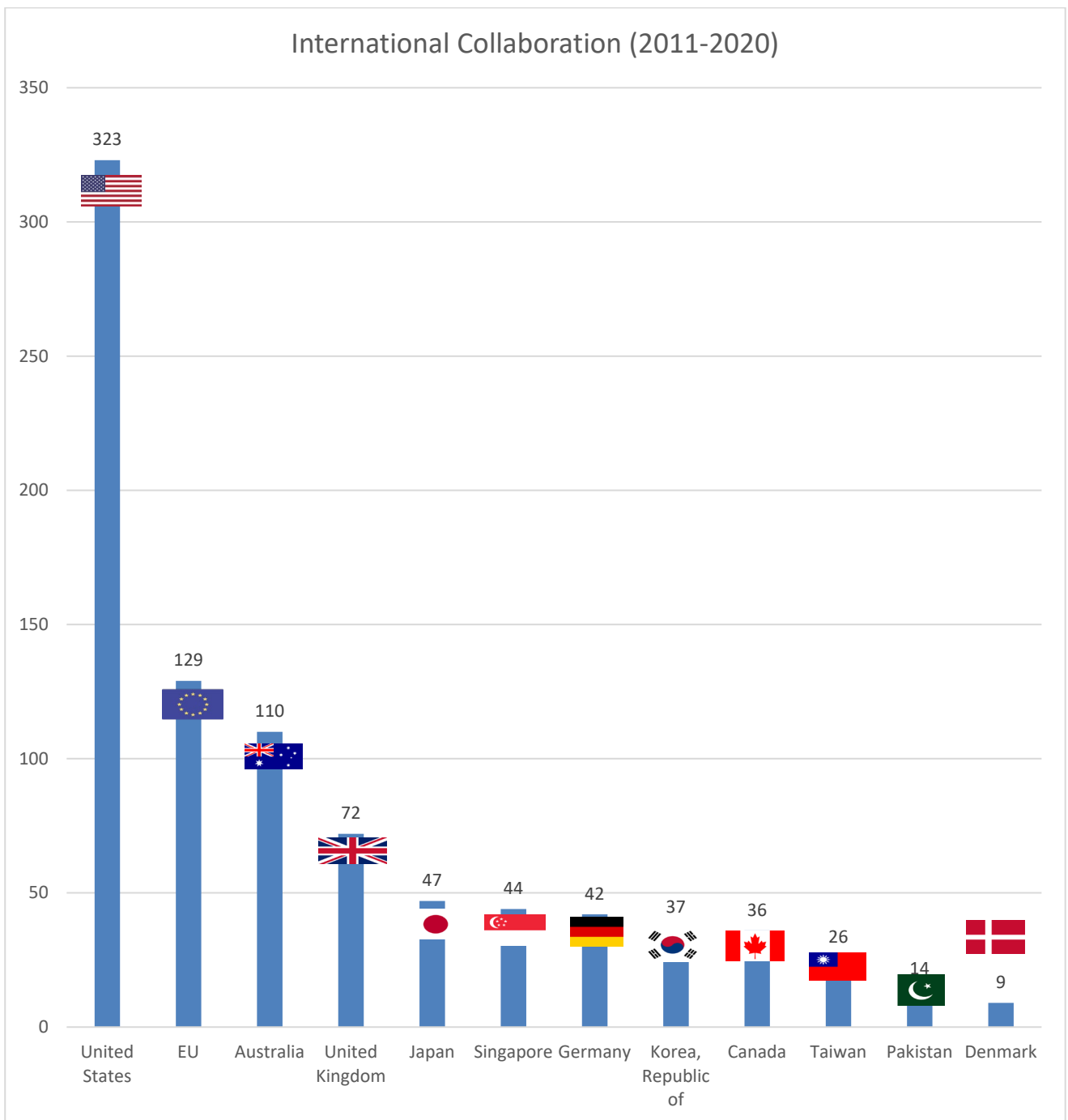
Graph 12 Cement Co-Processing: International Collaboration

7.2 MECHANICAL GRINDING



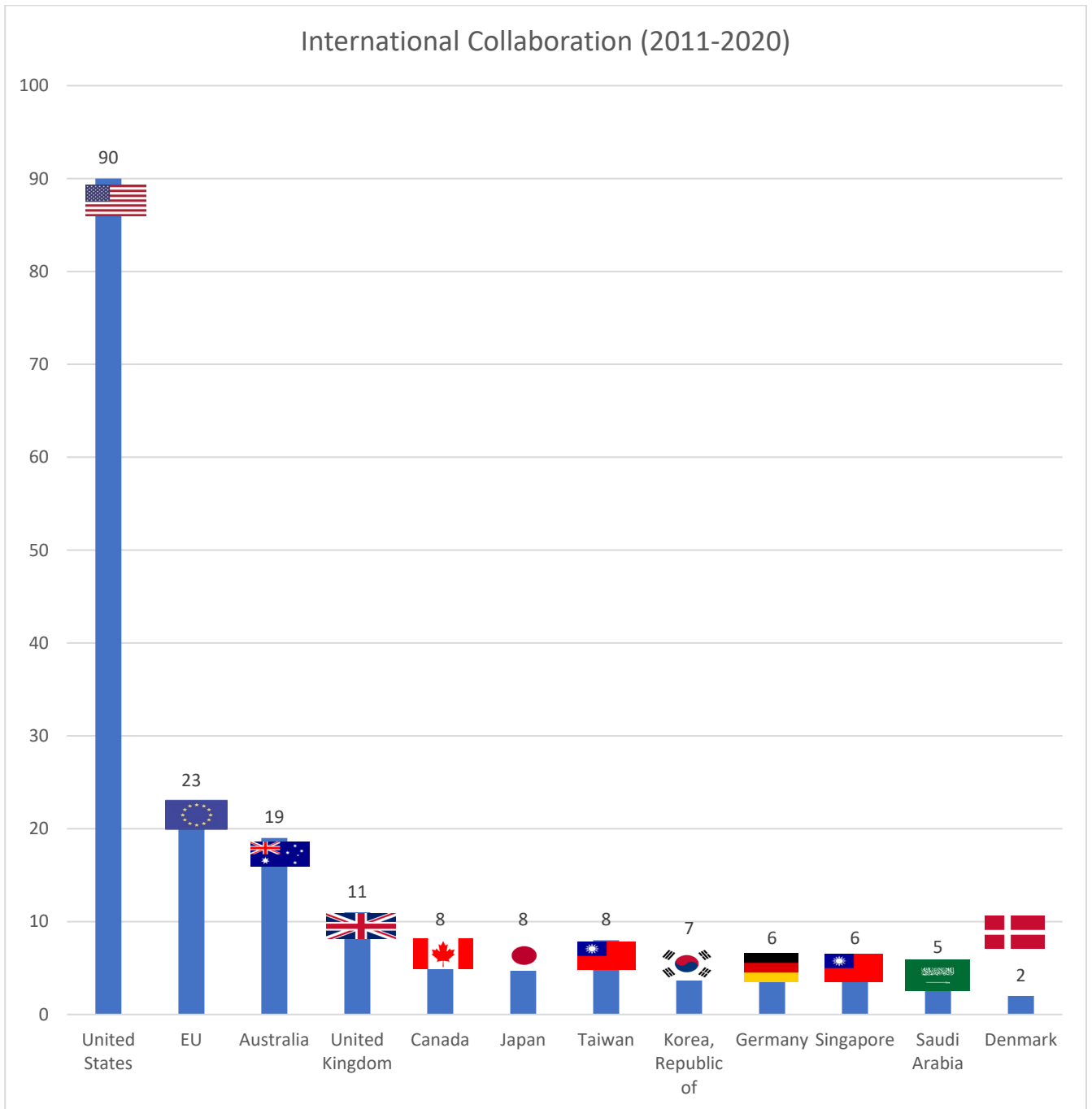
Graph 13 Mechanical Grinding: International Collaboration

7.3 PYROLYSIS



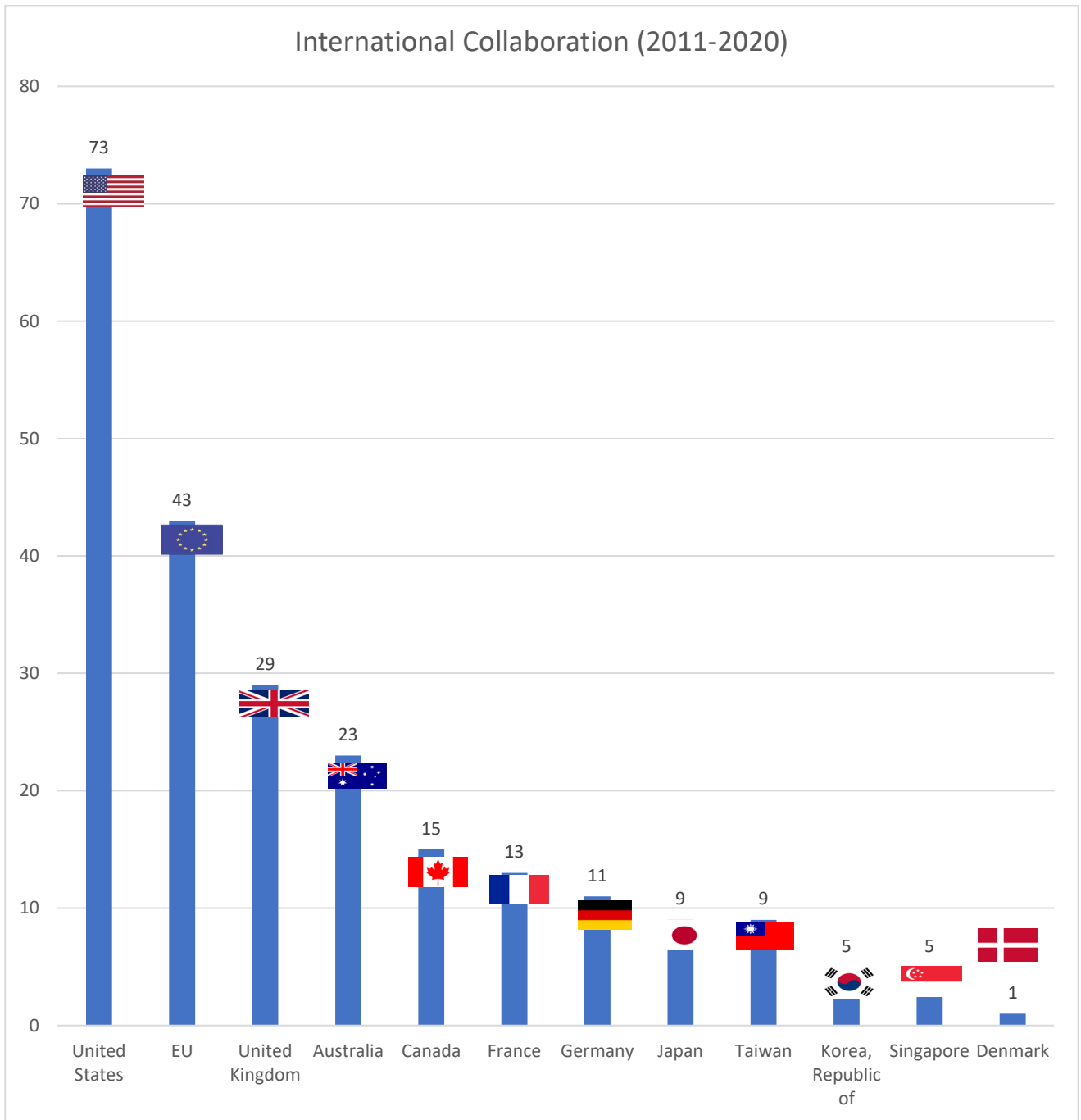
Graph 14 Pyrolysis: International Collaboration

7.4 SOLVOLYSIS



Graph 15 Solvolysis: International Collaboration

7.5 FLUIDISED BED



Graph 16 Fluidised Bed: International Collaboration

8 INTERNATIONAL COLLABORATION TOP 10 COUNTRIES + EU27 + DK

8.1 AMOUNTS PER SUB-DOMAIN 2011-2020

8.1.1 Cement Co-Processing

PARTNER COUNTRY	JOINT PUBLICATIONS (2011-2020)
Norway	2
Singapore	2
United States	2
Canada	1
Finland	1
United Kingdom	1
Croatia	1
Italy	1
Jordan	1
Netherlands	1

8.1.1.1 TOP 5 EU COUNTRIES

PARTNER COUNTRY	JOINT PUBLICATIONS (2011-2020)
Finland	1
Croatia	1
Italy	1
Netherlands	1
Sweden	1

8.1.2 Mechanical Grinding

PARTNER COUNTRY	JOINT PUBLICATIONS (2011-2020)
United States	11
Australia	3
New Zealand	2
Canada	1
Switzerland	1
Germany	1
United Kingdom	1
India	1
Korea, Republic of	1
Saudi Arabia	1

8.1.3 Pyrolysis

PARTNER COUNTRY	JOINT PUBLICATIONS (2011-2020)
United States	323
EU	129
Australia	110
United Kingdom	72
Japan	47
Singapore	44
Germany	42
Korea, Republic of	37
Canada	36
Taiwan	26
Pakistan	14
Denmark	9

8.1.3.1 TOP 5 EU COUNTRIES

PARTNER COUNTRY	JOINT PUBLICATIONS (2011-2020)
Germany	42
Belgium	13
Denmark	9
Italy	9
Poland	9

8.1.4 Solvolysis

PARTNER COUNTRY	JOINT PUBLICATIONS (2011-2020)
United States	90
EU	23
Australia	19
United Kingdom	11
Canada	8
Japan	8
Taiwan	8
Korea, Republic of	7
Germany	6
Singapore	6
Saudi Arabia	5
Denmark	2

8.1.4.1 TOP 5 EU COUNTRIES

PARTNER COUNTRY	JOINT PUBLICATIONS (2011-2020)
Germany	6
Sweden	5
Belgium	3
Netherlands	3
Denmark	2

8.1.5 Fluidised Bed

PARTNER COUNTRY	JOINT PUBLICATIONS (2011-2020)
United States	73
EU	43
United Kingdom	29
Australia	23
Canada	15
France	13
Germany	11
Japan	9
Taiwan	9
Korea, Republic of	5
Singapore	5
Denmark	1

8.1.6 Top 5 EU Countries

PARTNER COUNTRY	JOINT PUBLICATIONS (2011-2020)
France	13
Germany	11
Netherlands	4
Belgium	3
Italy	3

9 TOP 5 INTERNATIONALLY ACTIVE INSTITUTES / UNIVERSITIES

(Not enough data for Cement Co- Processing, Mechanical Grinding and High Voltage Pulse Fragmentation)

9.1 MECHANICAL GRINDING

INSTITUTE/UNIVERSITY	JOINT FOREIGN PUBLICATIONS 2011-2020	MAIN PARTNERS
CAS	10	Landcare Research (2) Queensland University of Technology (2) Bundesanstalt für Materialforschung und -prüfung (1) Kaiserslautern University of Technology (1)
Tianjin University	7	Binghamton University (2) Texas Tech University (2) Boston University (1) Kansas State University (1)

9.2 PYROLYSIS

INSTITUTE/UNIVERSITY	JOINT FOREIGN PUBLICATIONS 2011-2020	MAIN PARTNERS
CAS	478	Griffith University (10) Technical University of Denmark (4) University of Maryland, college park (4) University of Queensland (4) University of Sunshine Coast (4)
USTC	175	Griffith University (4) Curtin University (3) University of Wollongong (2) Universiteit Gent (1) Bielefeld University (1)
South China University of Technology	141	Luisiana State University (2) University of Adelaide (2) University of California, Santa Cruz (2) University of Notre Dame (2) Washington State University (2)
Central South University	103	University of Queensland (2) Australian Synchrotron (1) Colorado School of Mines (1) Curtin University (1) Dresden University of Technology (1)
Shanghai Jiaotong University	107	Dresden University of Technology (8) University of Florida (3) University of Wollongong (3) Max Planck Society (2) Oak Ridge National Laboratory (2)

9.3 SOLVOLYSIS

INSTITUTE/UNIVERSITY	JOINT FOREIGN PUBLICATIONS 2011-2020	MAIN PARTNERS
CAS	113	Agilent Technologies (1) Arizona State University (1) Carnegie Mellon University (1) Colorado State University (1) Dresden University of Technology (1)
South China University of Technology	62	USDA (4) Griffith University (3) US Forest Service (2) Aalto University (1) Australian National University (1)
Nanjing Forestry University	34	USDA (4) North Carolina State University (2) US Forest Service (2) Aalto University (1) Joint BioEnergy Institute (1)
Beijing University of Chemical Technology	21	North Carolina State University (1) Rensselaer Polytechnic Institute (1) United States Forest Service (1) University of California, Davis (1) University of Glasgow (1)
Tianjin University	28	Curtin University (2) Dresden University of Technology (1) General Motors (1) University of Queensland (1)

10 FLUIDISED BED

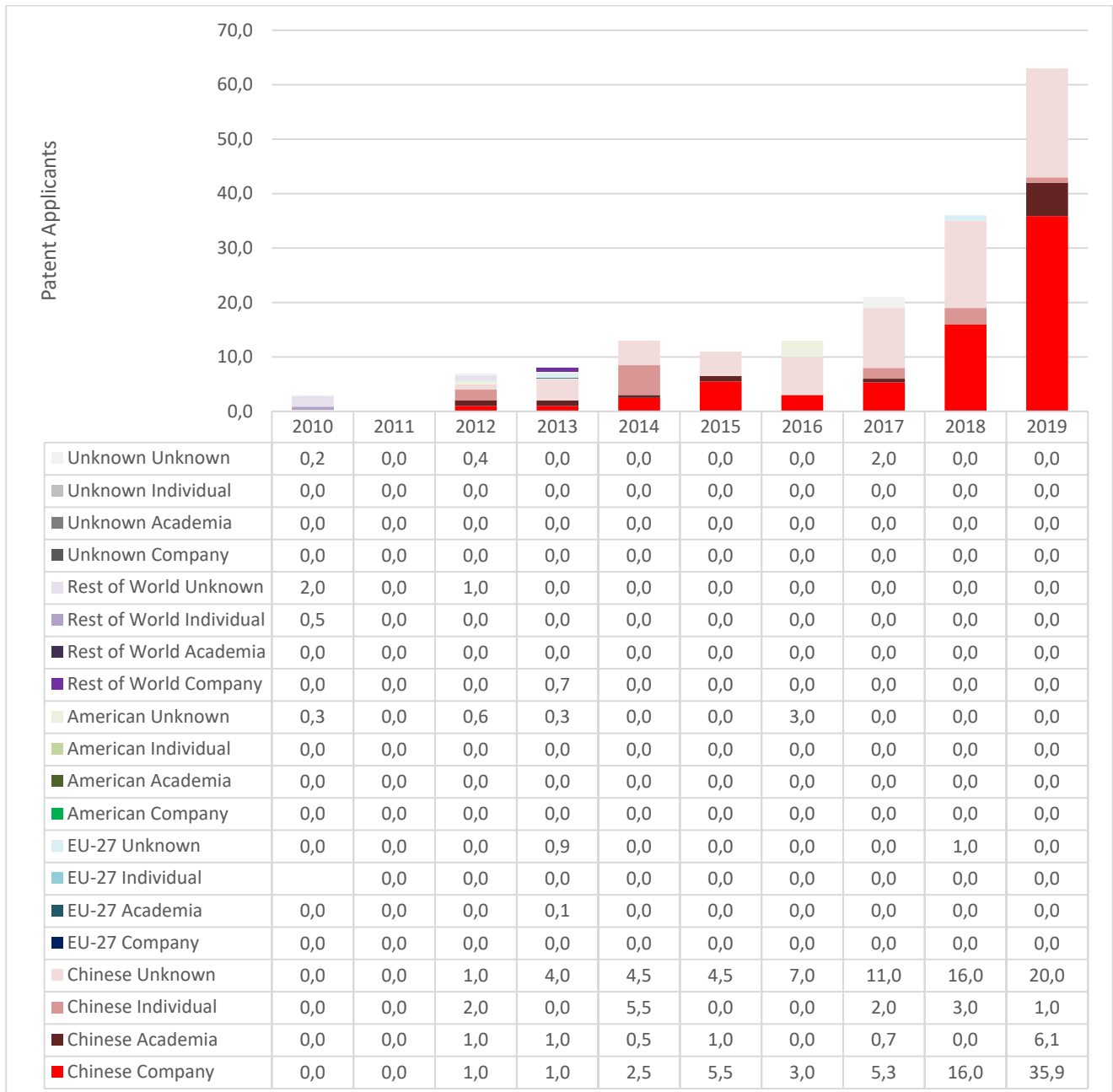
INSTITUTE/UNIVERSITY	JOINT FOREIGN PUBLICATIONS 2011-2020	MAIN PARTNERS
CAS	100	Center for Excellence in Education (4) University of Washington (4) Russian Academy of Sciences (3) CanmetENERGY, 1 Haanel Drive, Ottawa, Ontario K1A 1M1, Canada (2) Curtin University (2)
China University of Petroleum	44	University of Adelaide (2) Curtin University (1) ETH Zurich (1) Federal University of Rio de Janeiro (1) Imperial College London (1)
China University of Geosciences (Beijing)	26	University of Adelaide (2) University of Alberta (2) University of Washington (2) CNRS (1) Curtin University (1)
Harbin Institute of Technology	21	Katholieke Universiteit Leuven (2) Bergen University College (1) NORCE Norwegian Research Centre, Bergen, Norway (1) National Research Nuclear University MEPhI (1) University of Toronto (1)
China University of Mining and Technology	18	Colorado School of Mines (1) University of Wyoming (1)

PART 5: PATENTS (SOURCE: LENS)

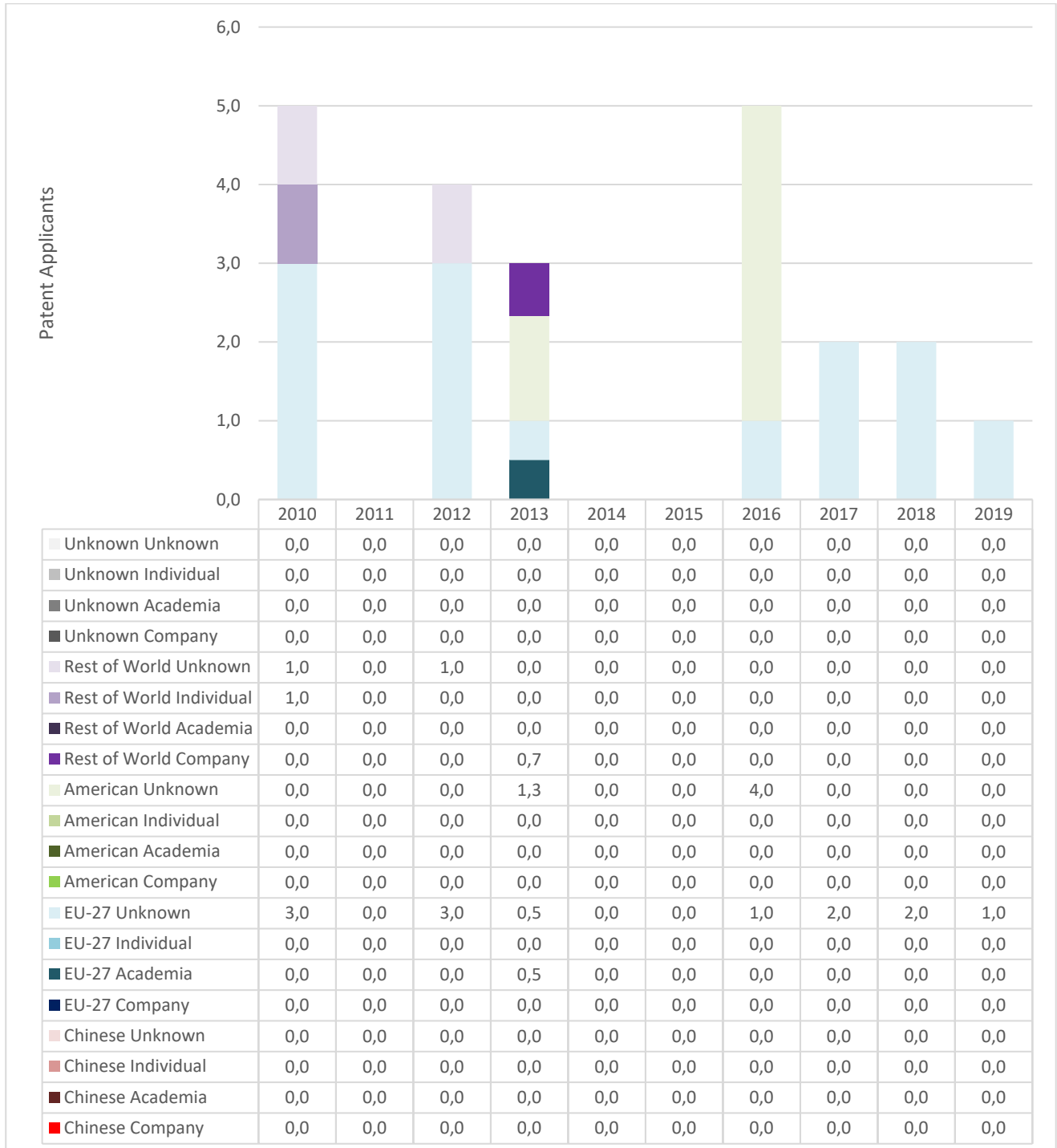
PATENT APPLICATIONS PER YEAR: 2011-2019

10.1 CEMENT CO-PROCESSING

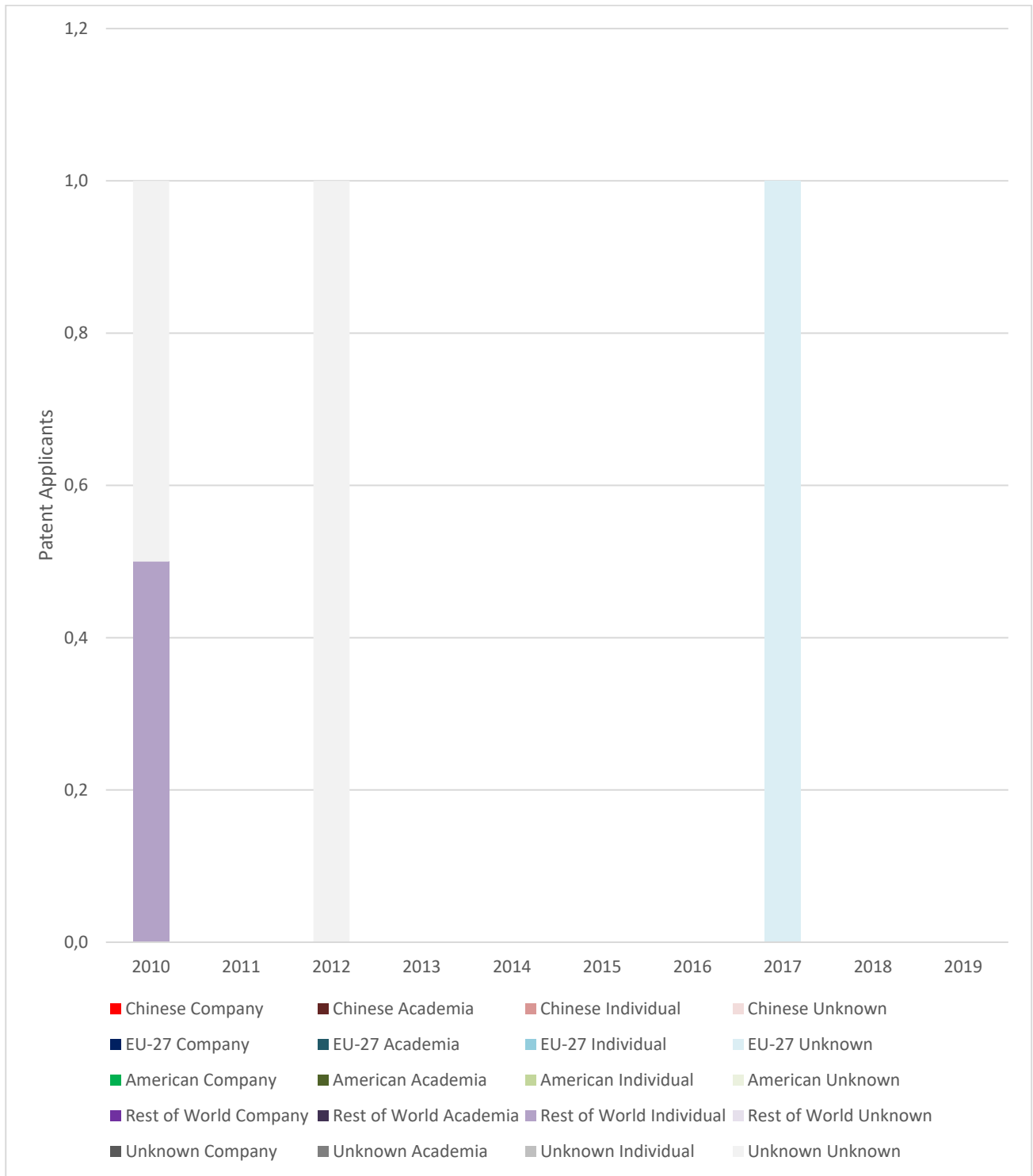
10.1.1 Patent Applications in the Chinese Jurisdiction (CNIPA)



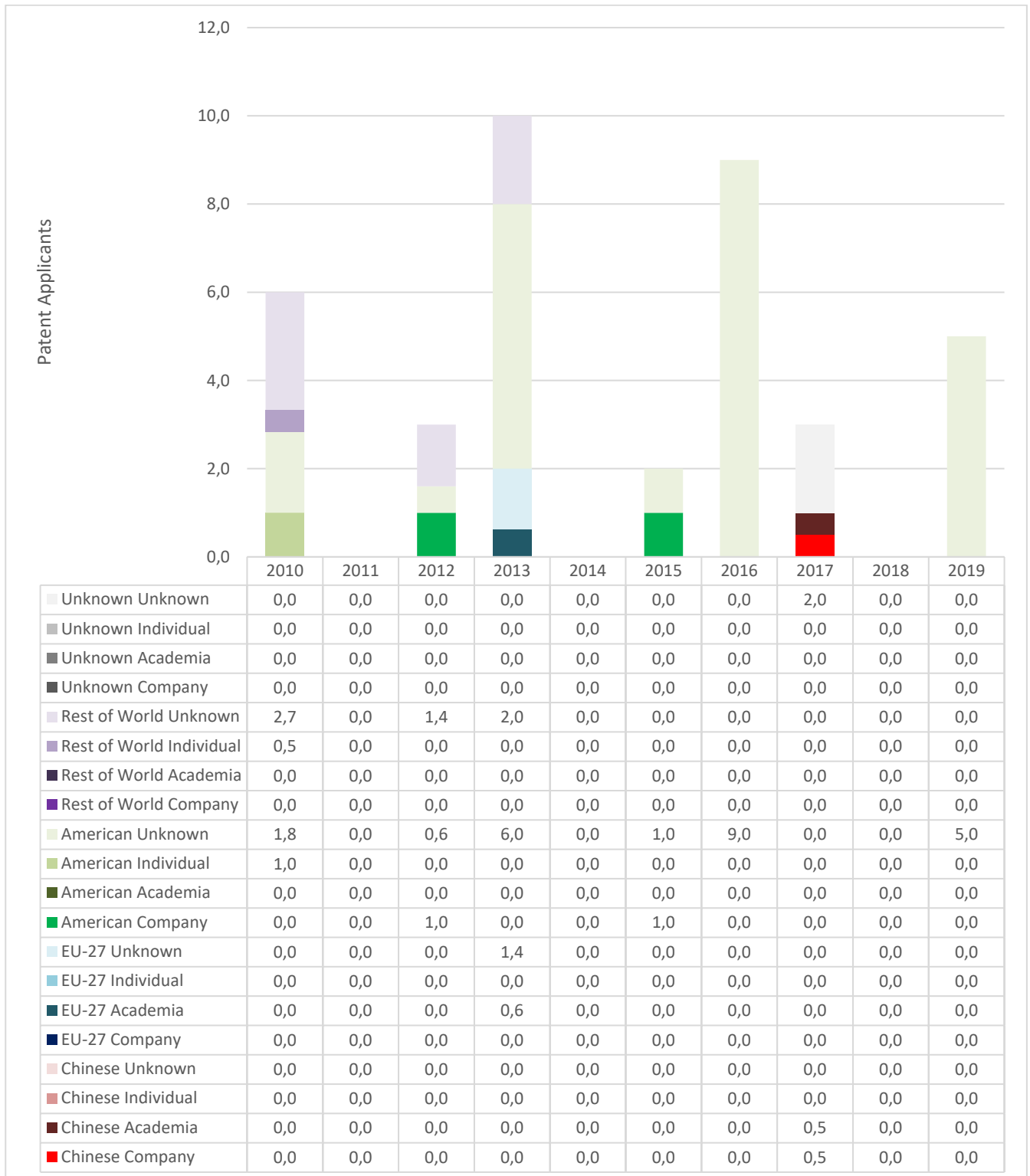
10.1.2 Patent Applications in the EU Jurisdictions



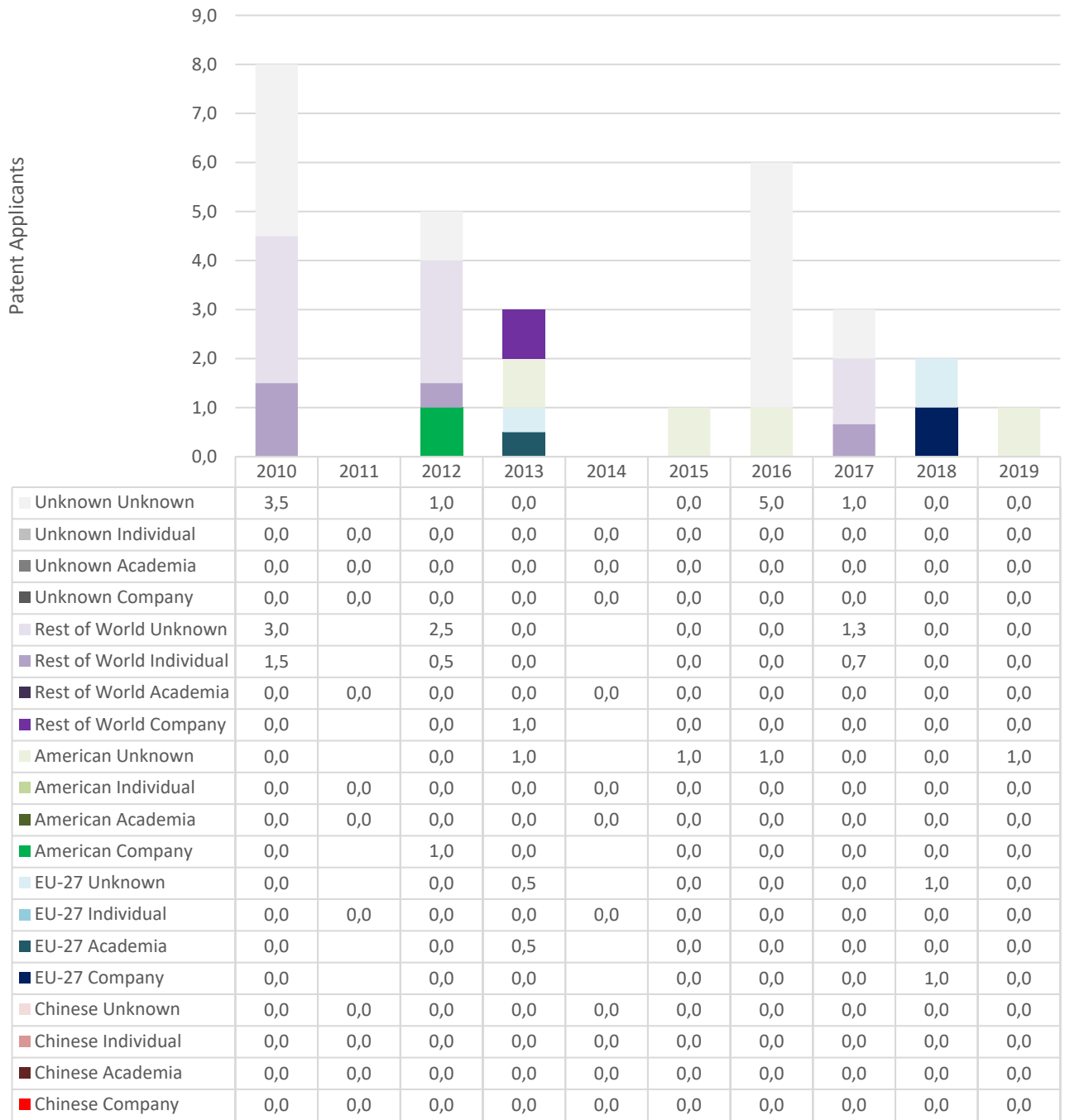
10.1.3 Patent Applications in the Danish Jurisdiction



10.1.4 Patent Applications in the US Jurisdiction

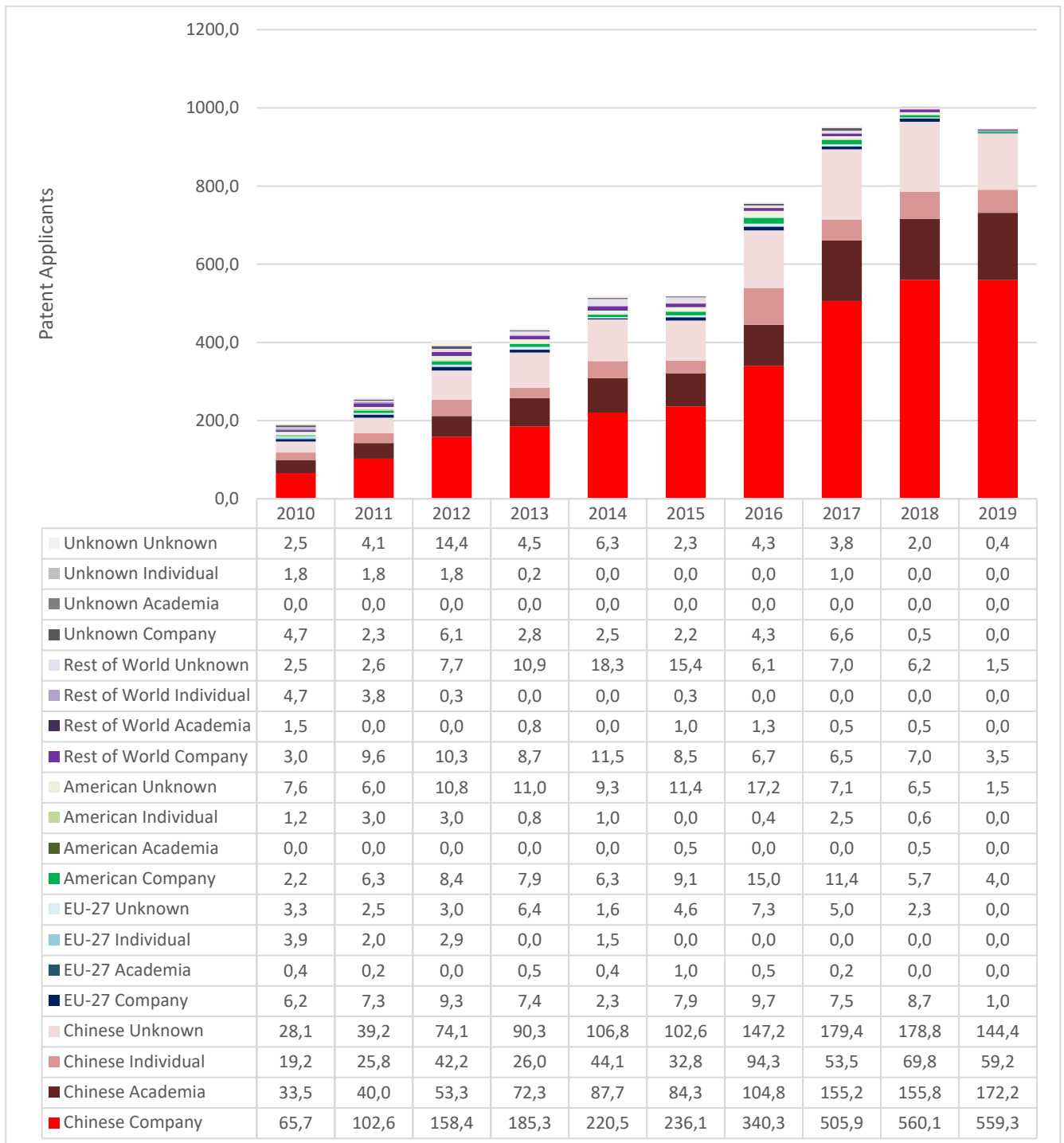


10.1.5 Patent Applications in the Rest of the World

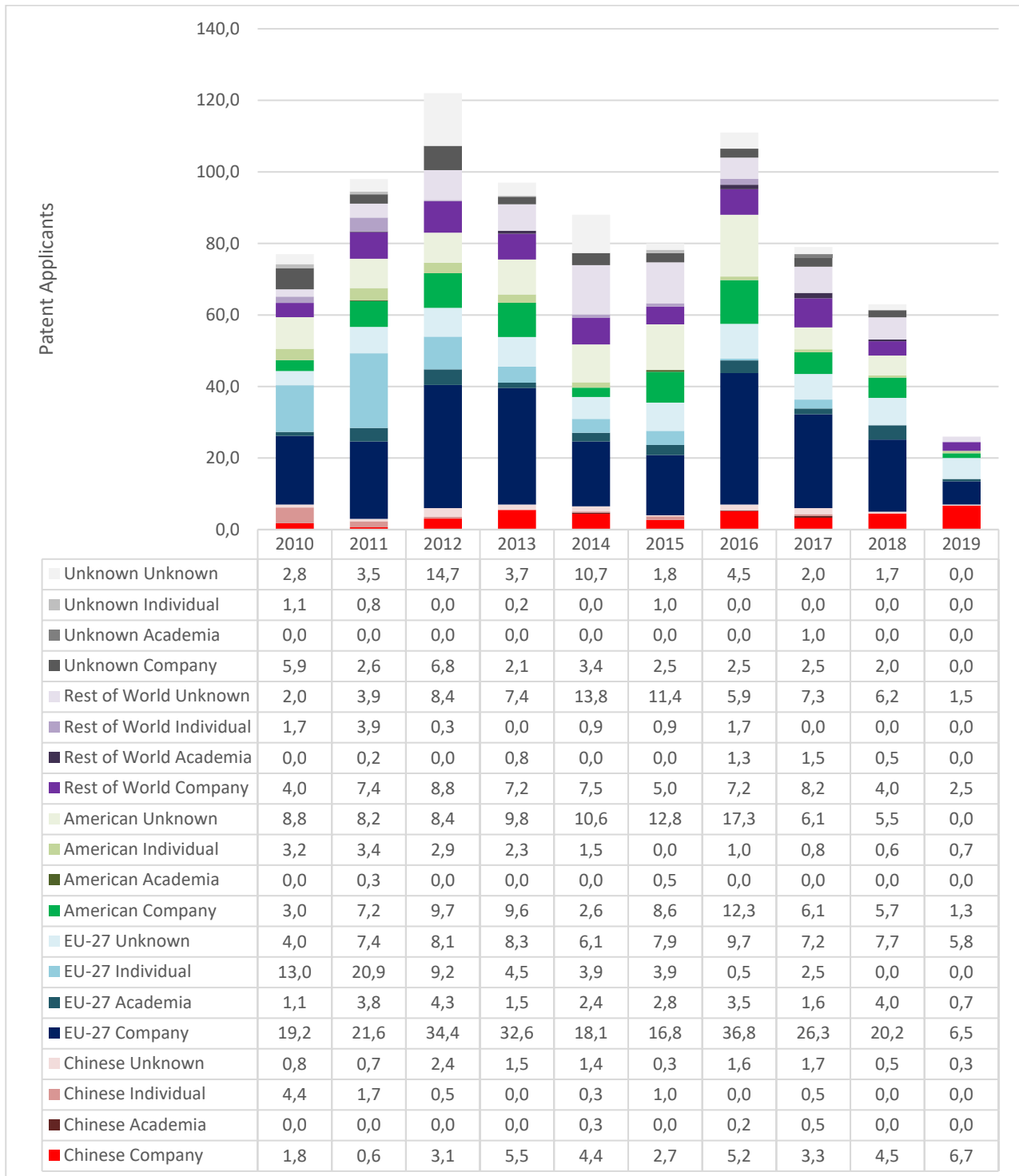


10.2 MECHANICAL GRINDING

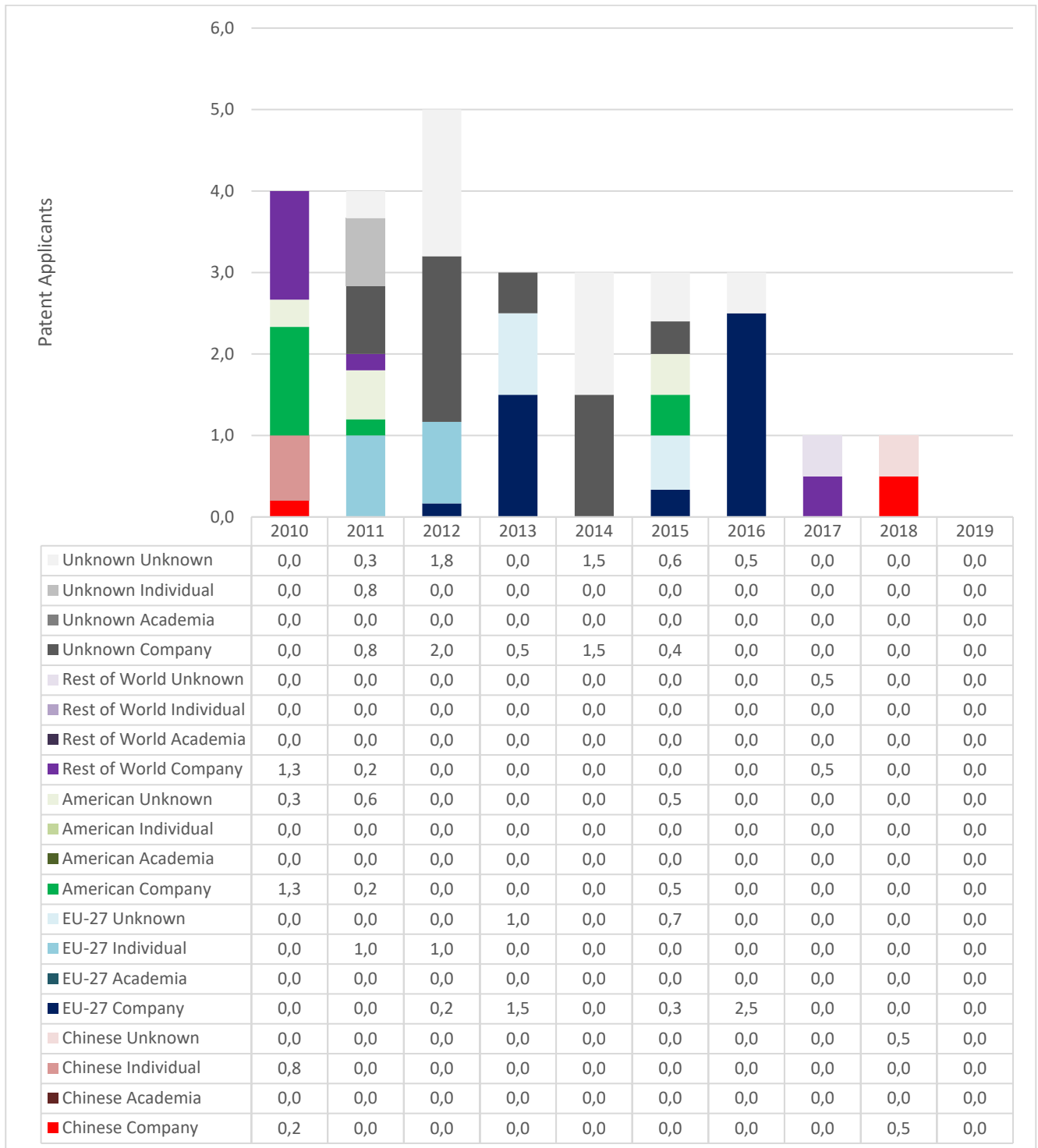
10.2.1 Patent Applications in the Chinese Jurisdiction (CNIPA)



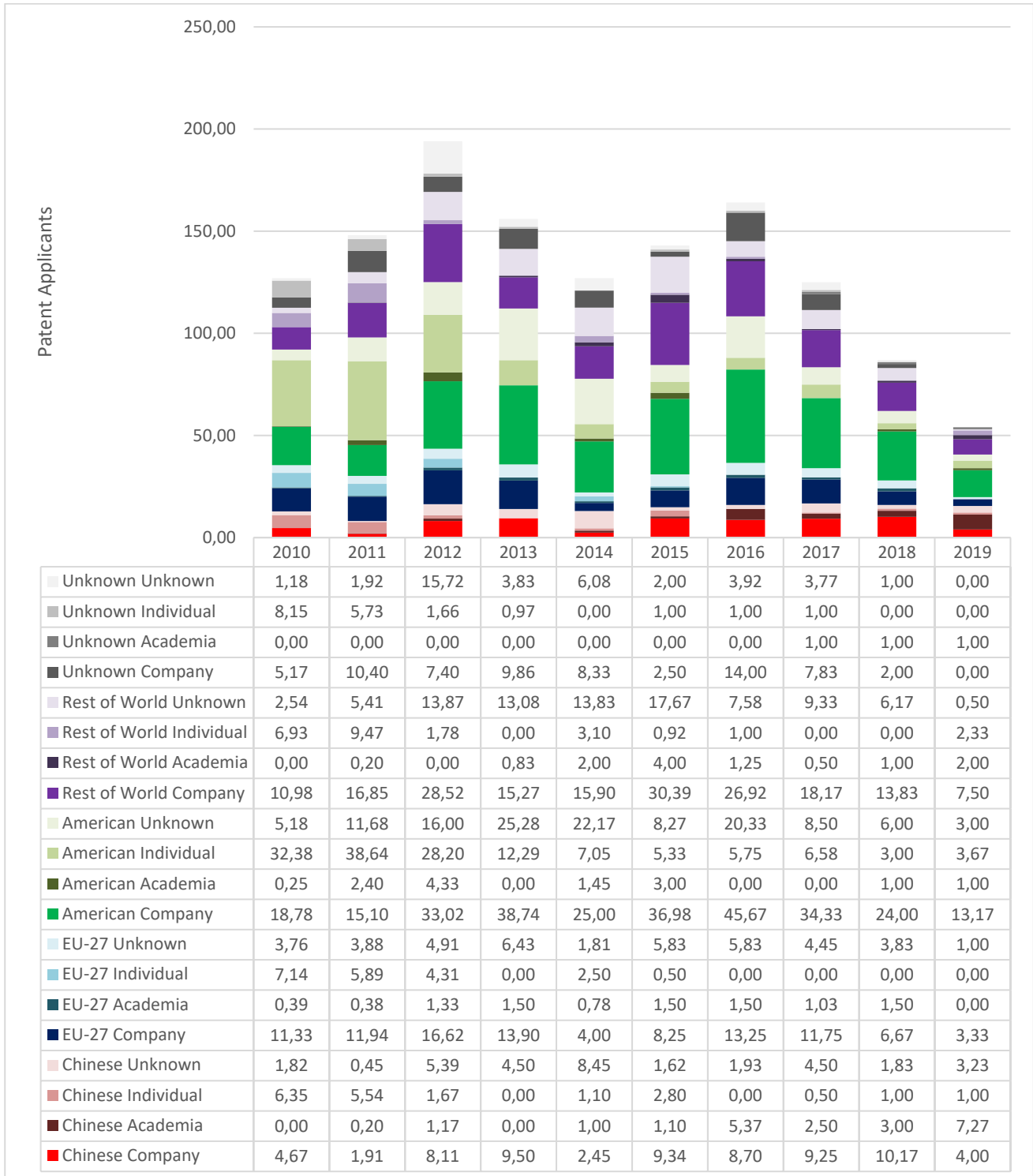
10.2.2 Patent Applications in the EU Jurisdictions



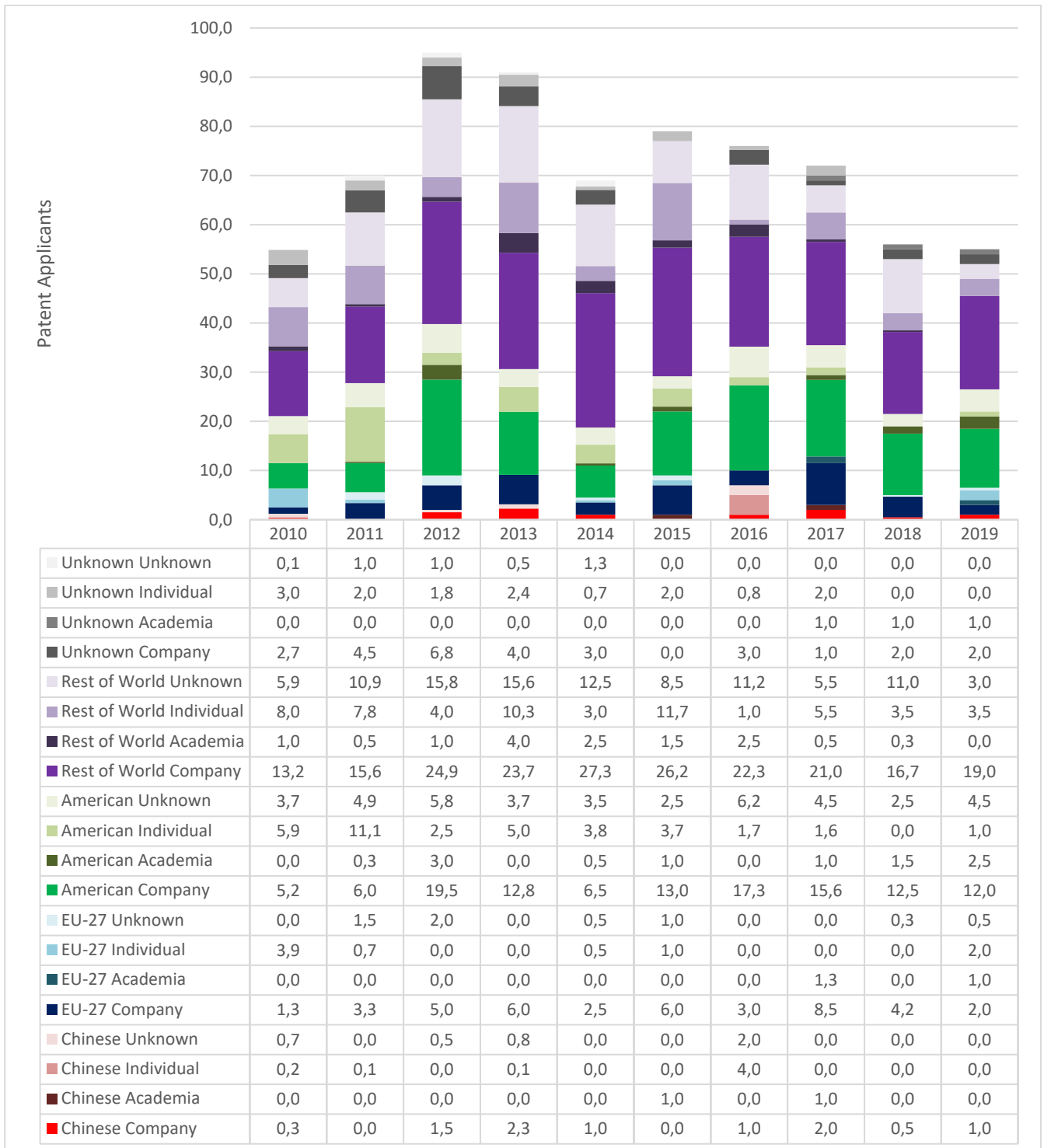
10.2.3 Patent Applications in the Danish Jurisdiction



10.2.4 Patent Applications in the US Jurisdiction

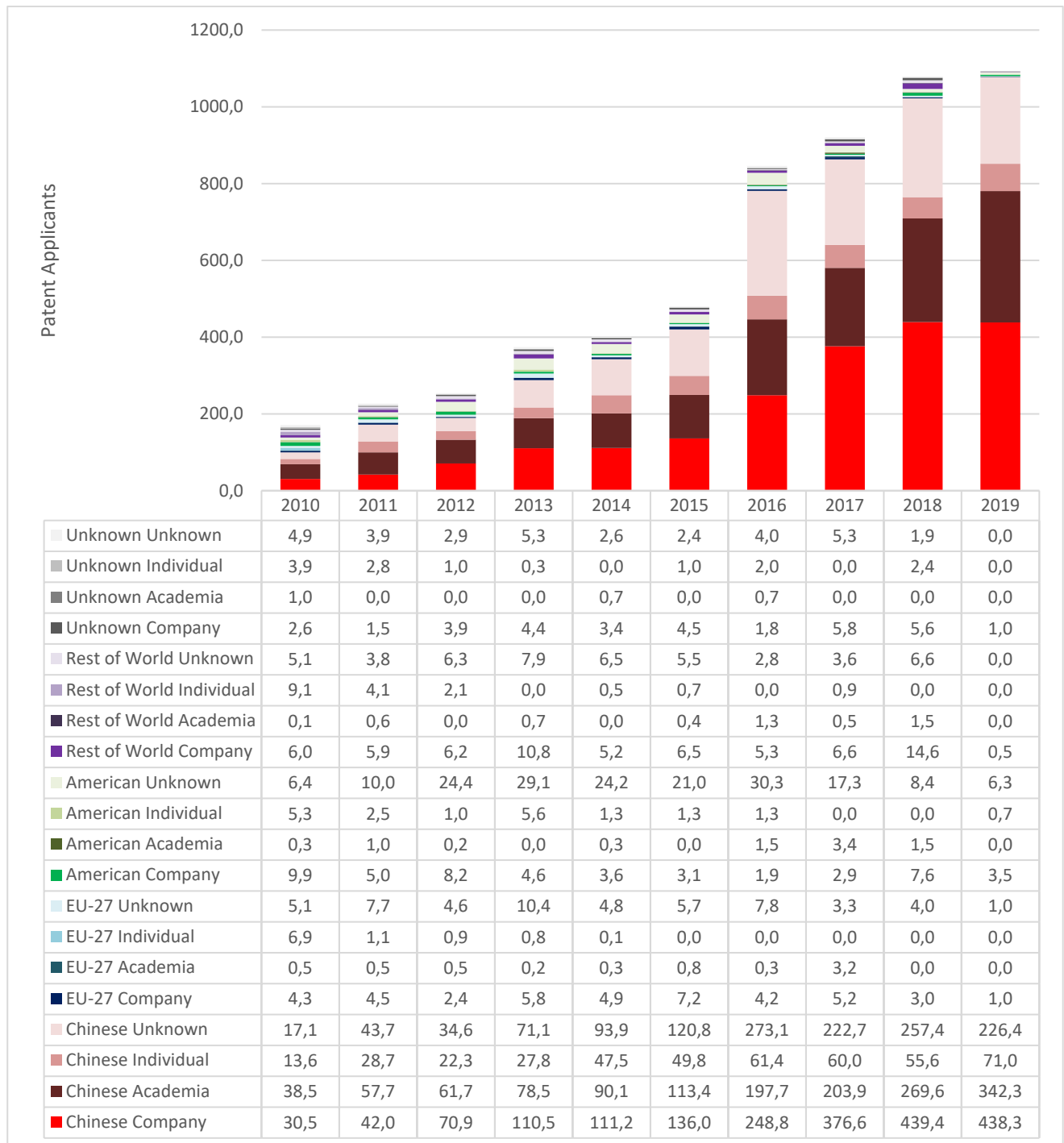


10.2.5 Patent Applications in the Rest of the World

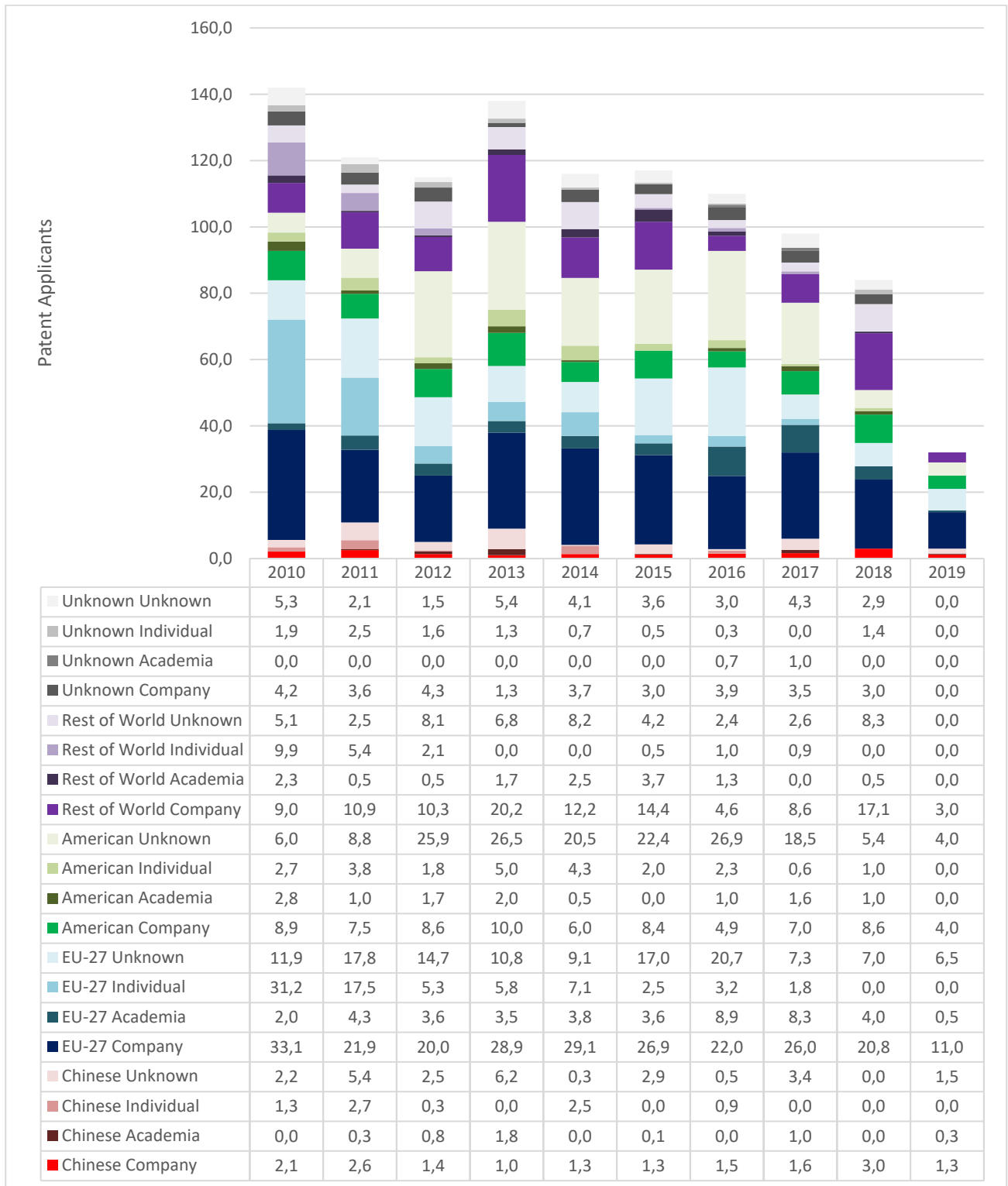


10.3 PYROLYSIS

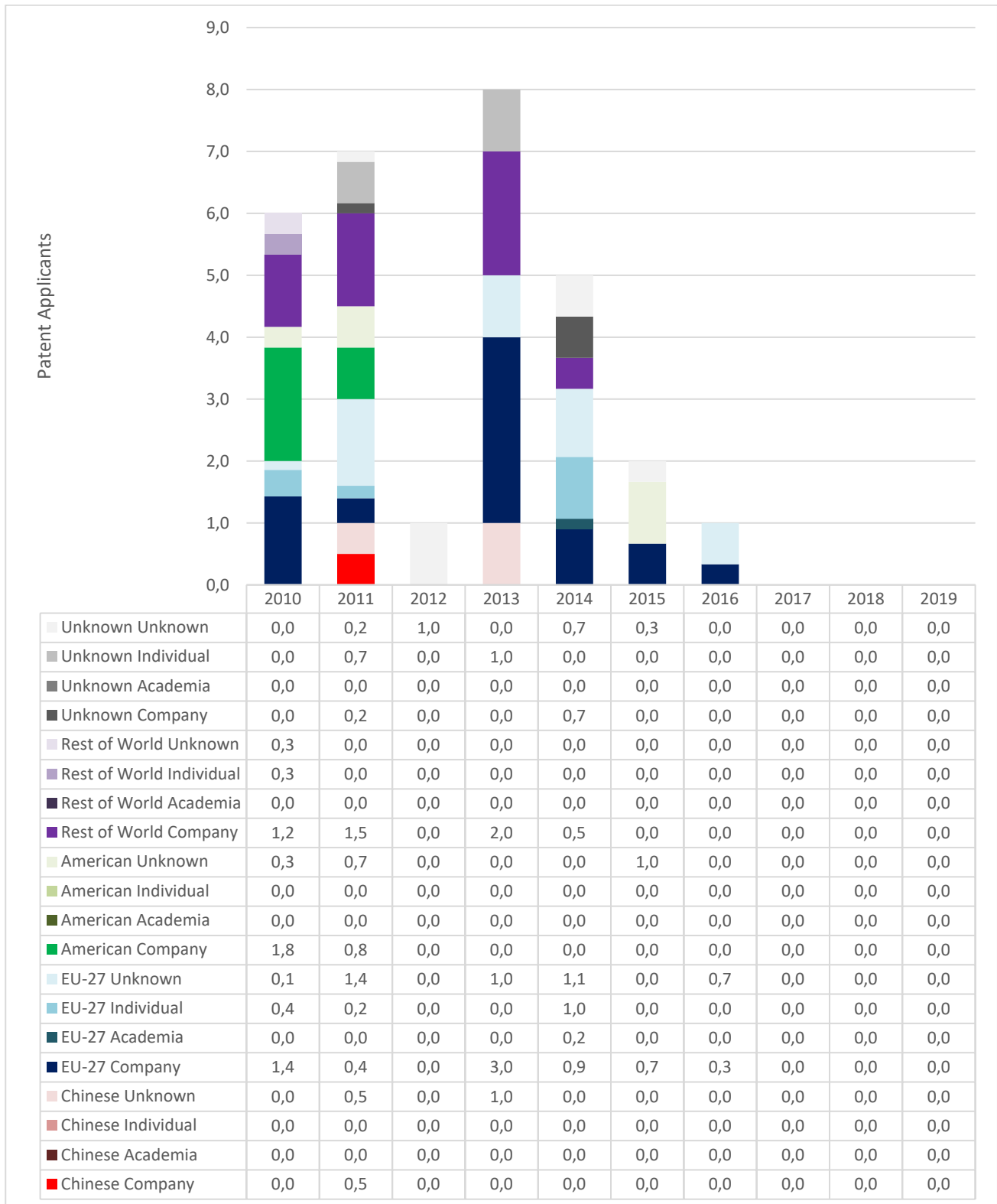
10.3.1 Patent Applications in the Chinese Jurisdiction (CNIPA)



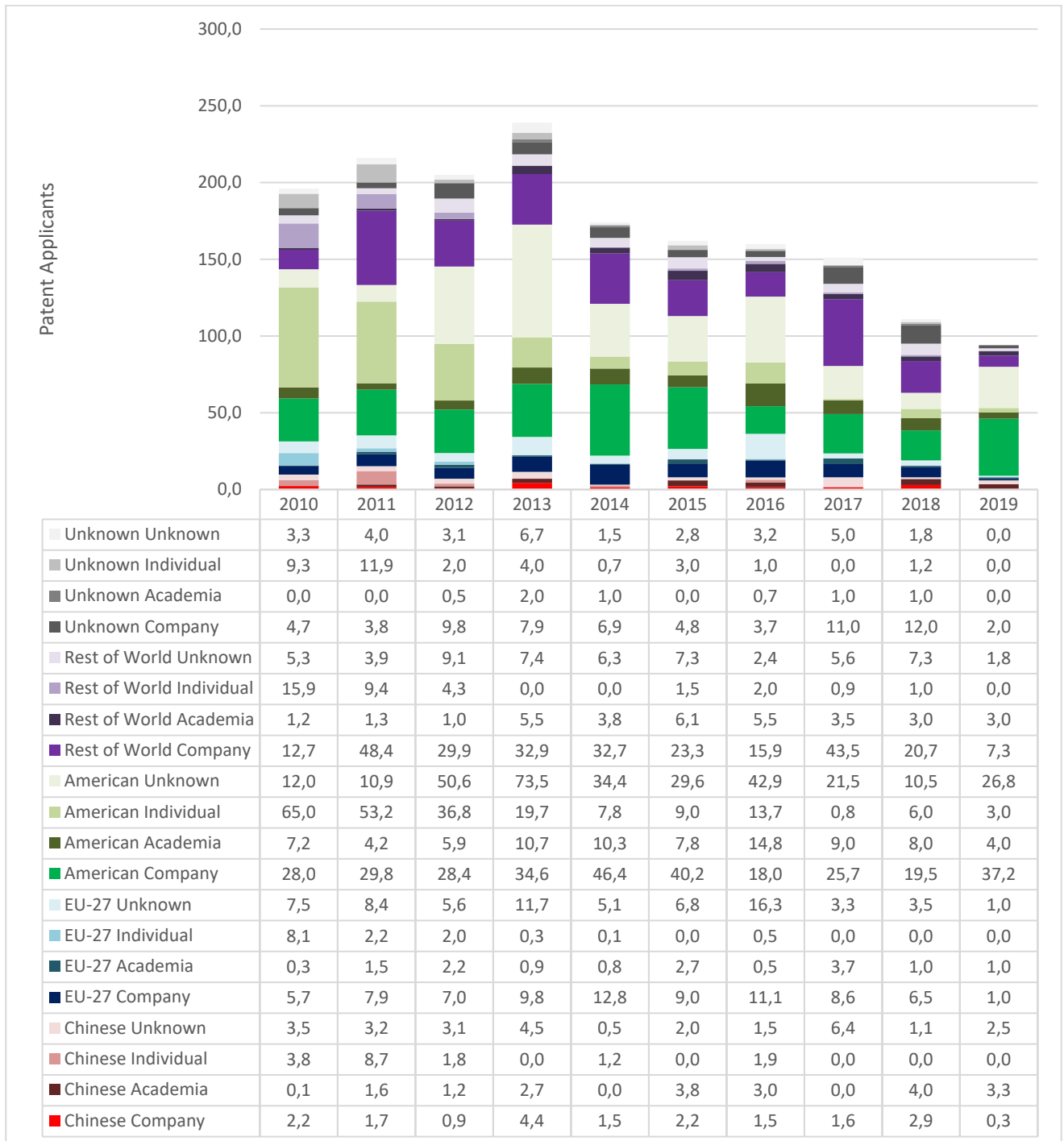
10.3.2 Patent Applications in the EU Jurisdictions



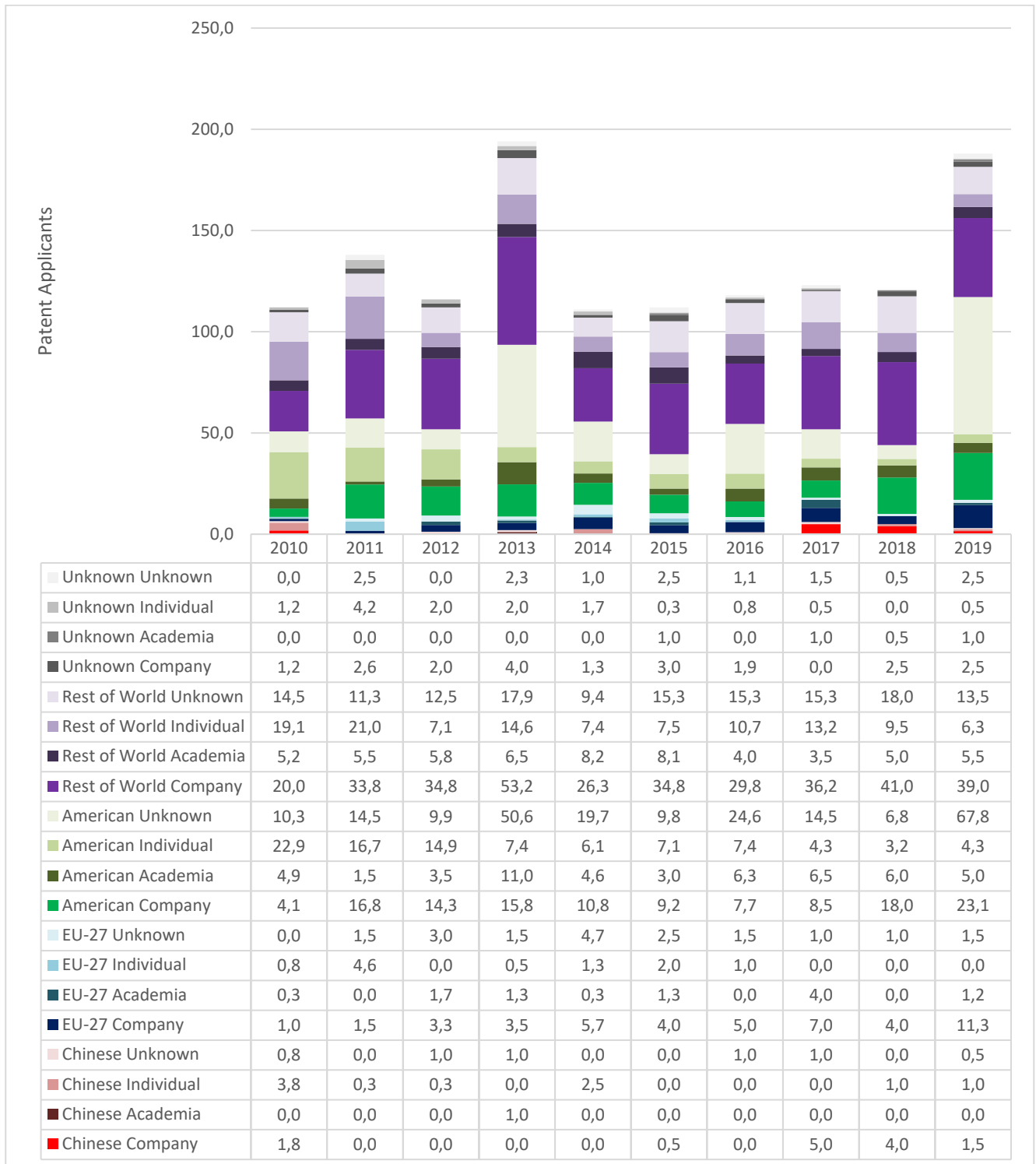
10.3.3 Patent Applications in the Danish Jurisdiction



10.3.4 Patent Applications in the US Jurisdiction

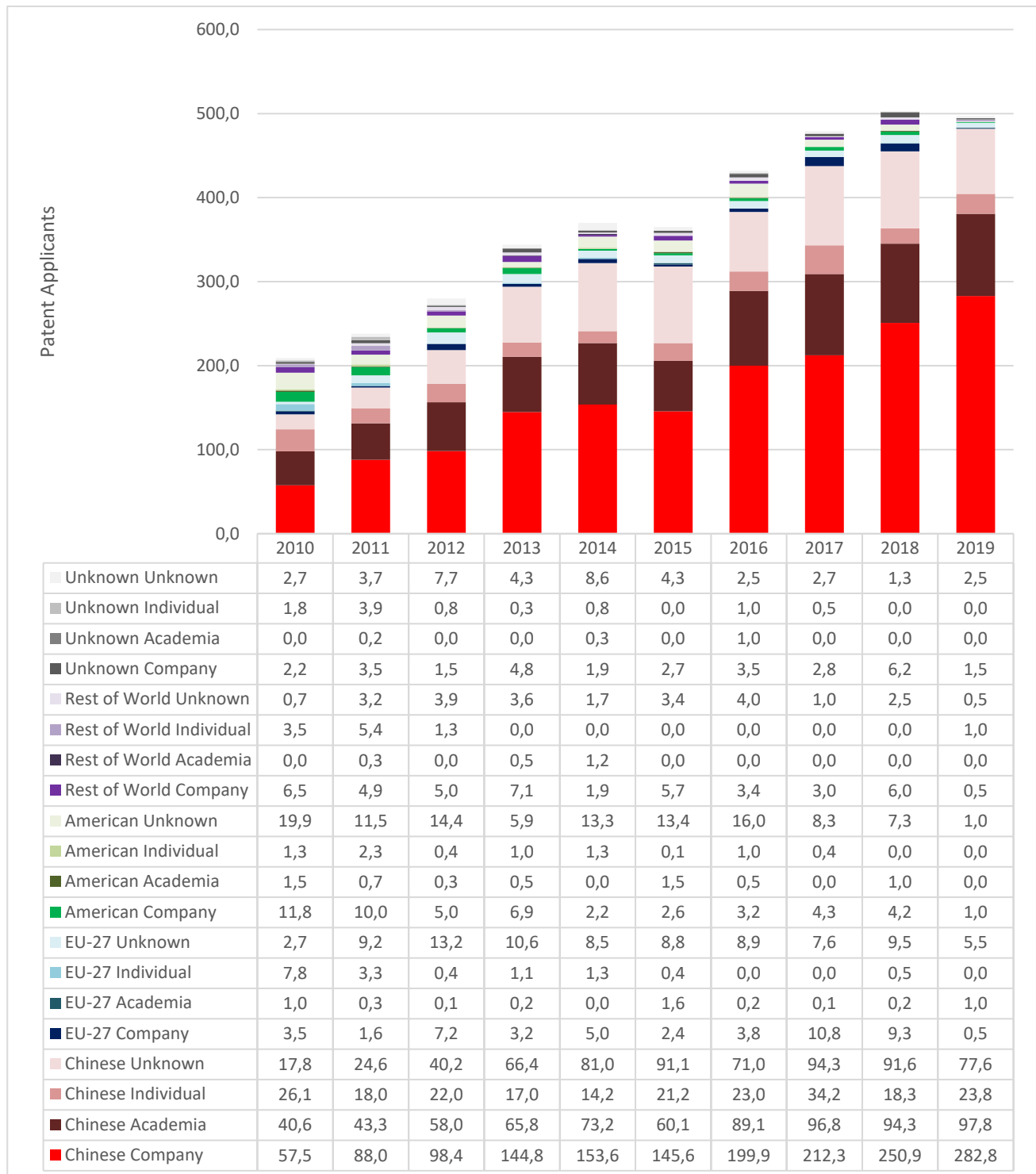


10.3.5 Patent Applications in the Rest of the World

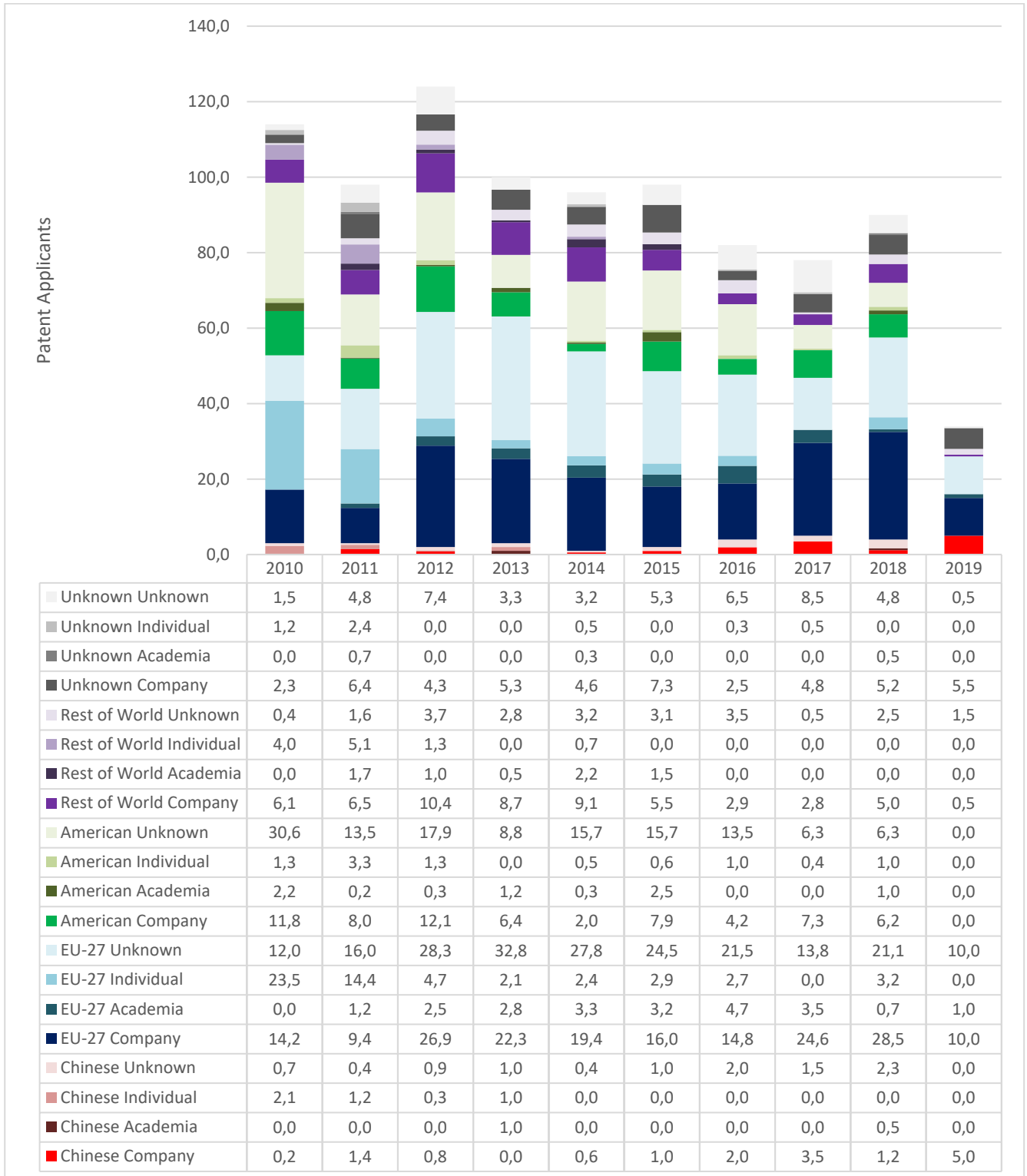


10.4 SOLVOLYSIS

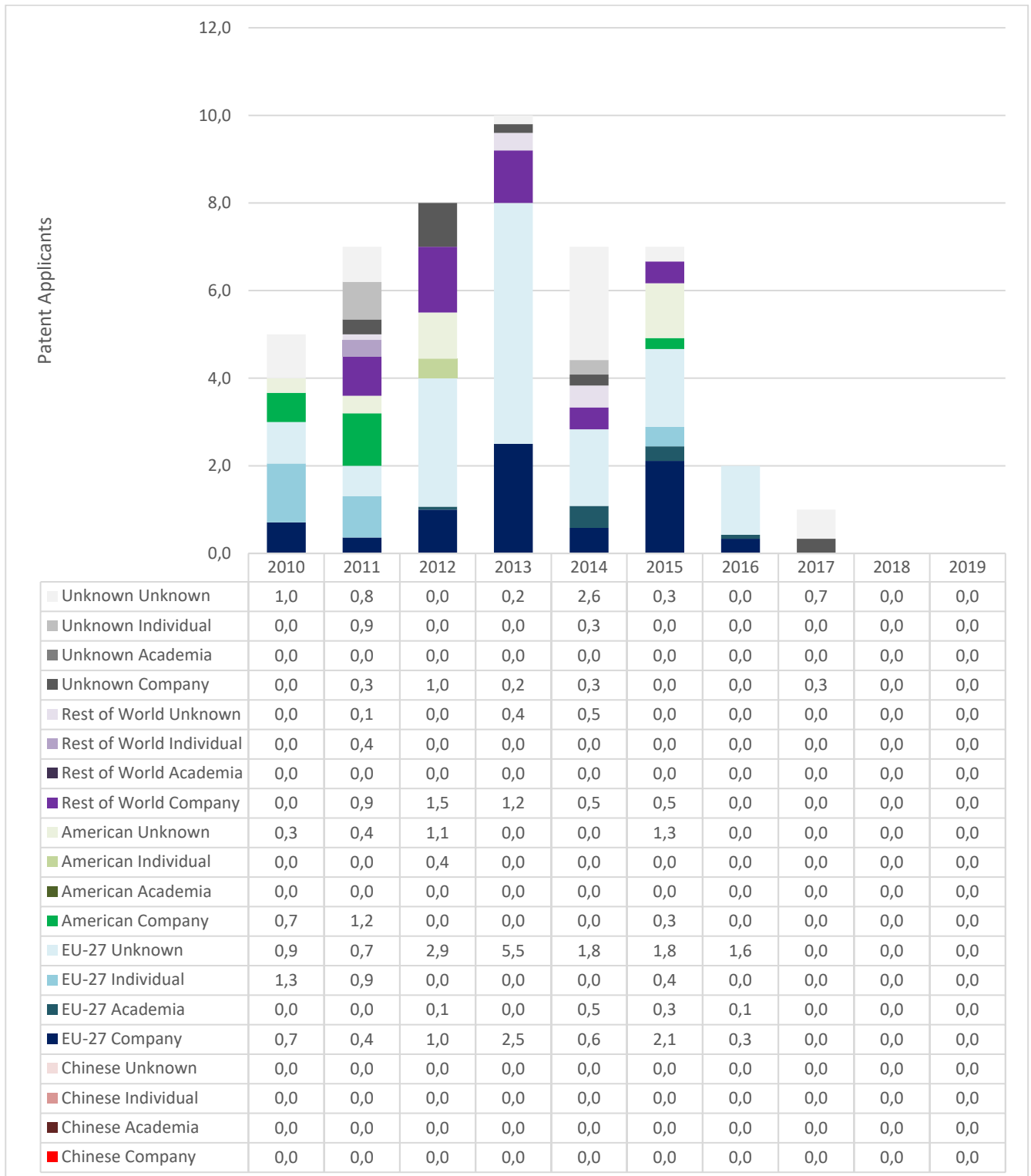
10.4.1 Patent Applications in the Chinese Jurisdiction (CNIPA)



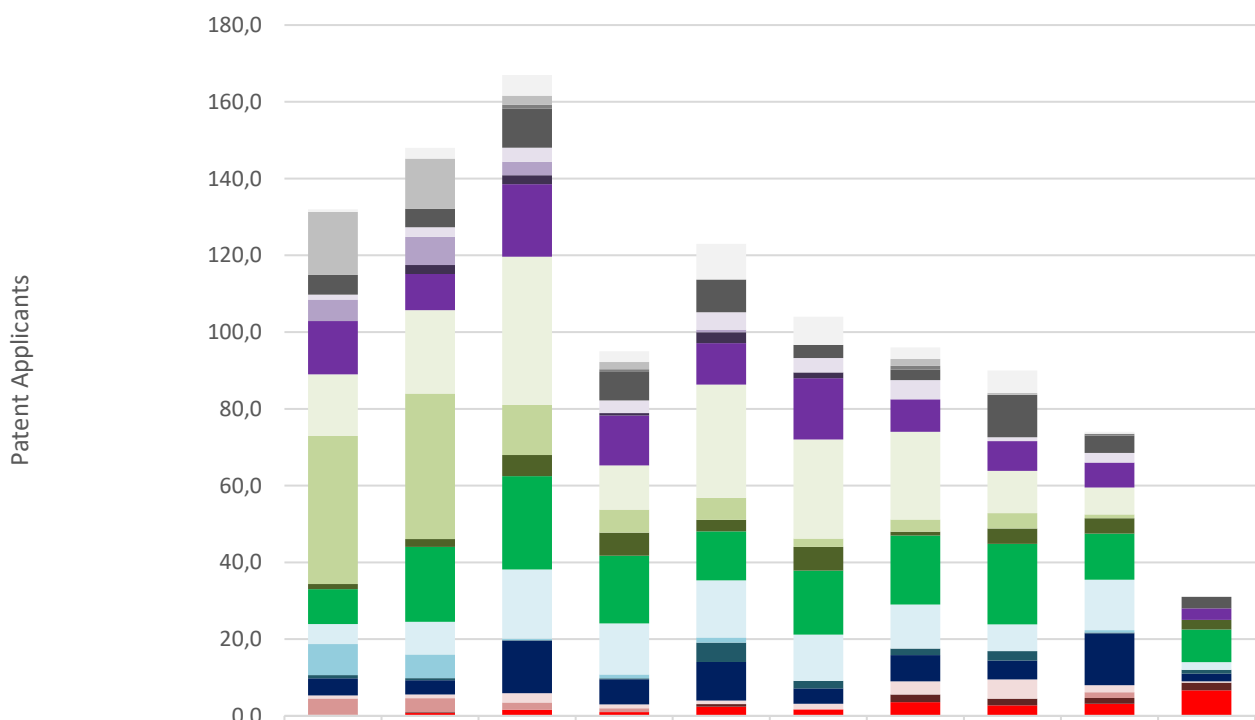
10.4.2 Patent Applications in the EU Jurisdictions



10.4.3 Patent Applications in the Danish Jurisdiction

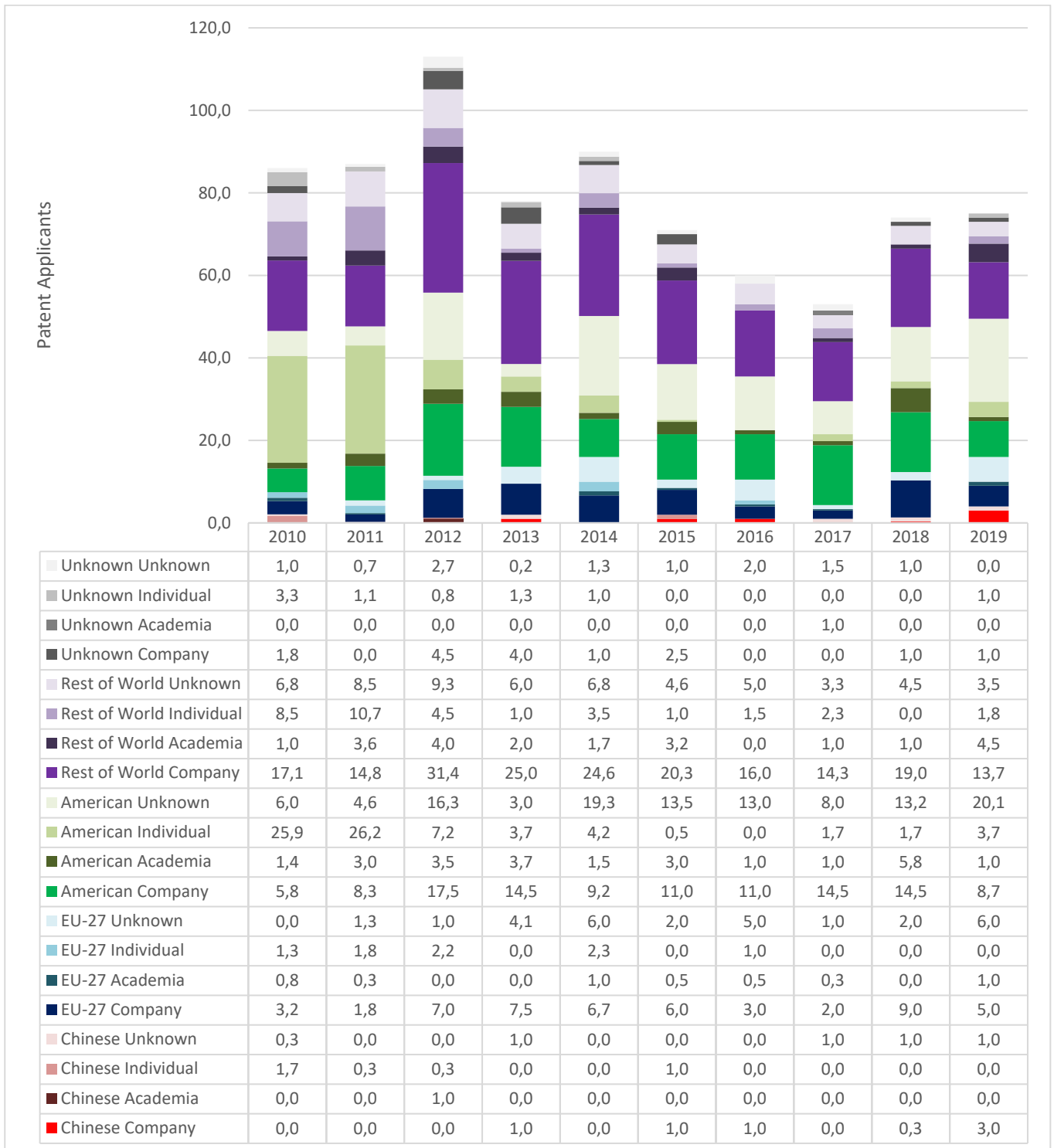


10.4.4 Patent Applications in the US Jurisdiction



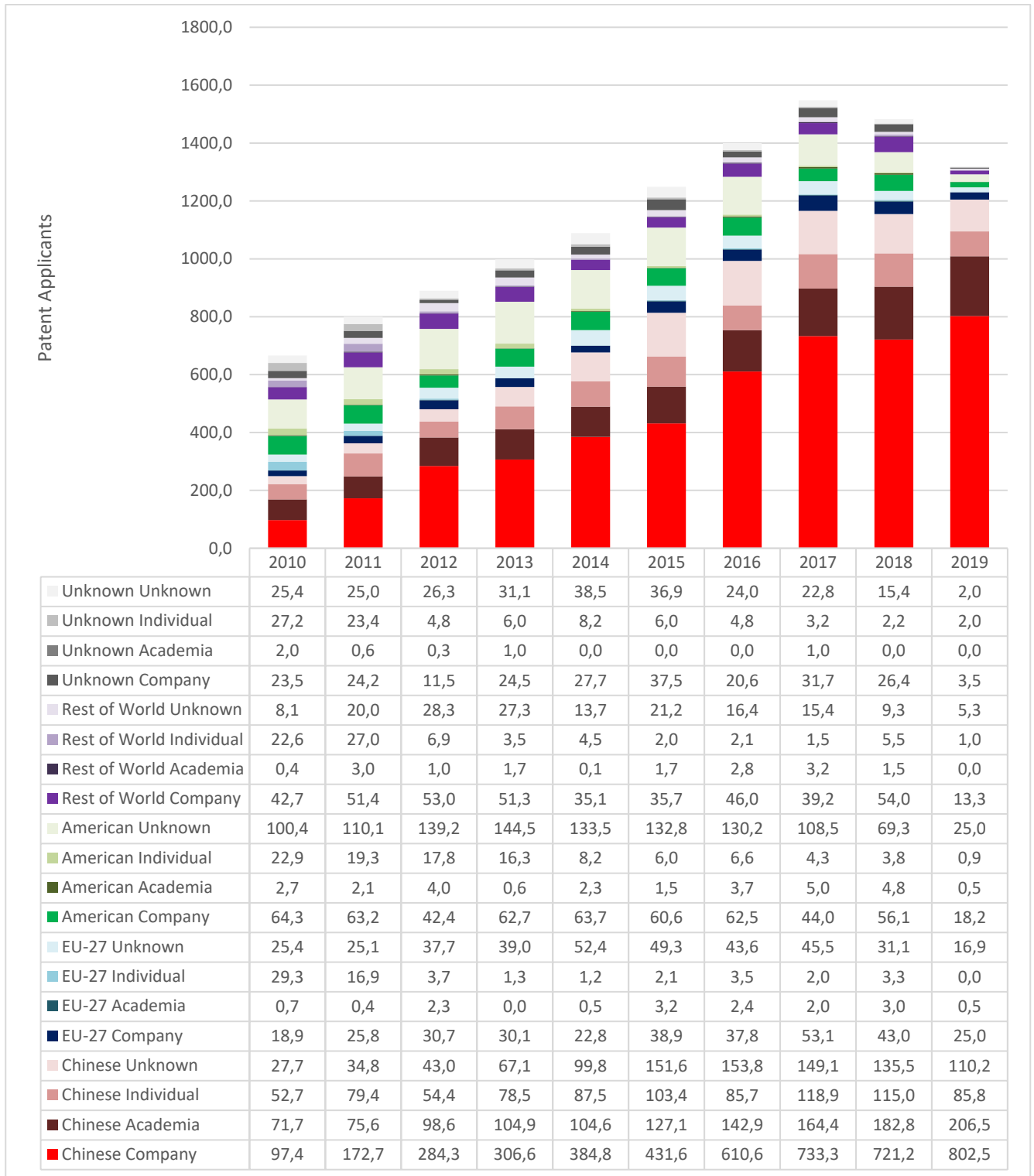
	2010	2011	2012	2013	2014	2015	2016	2017	2018	2019
Unknown Unknown	0,7	2,8	5,4	2,8	9,2	7,3	3,0	5,8	0,5	0,0
Unknown Individual	16,5	13,0	2,3	1,9	0,2	0,0	1,8	0,5	0,0	0,0
Unknown Academia	0,0	0,0	1,0	0,7	0,0	0,0	1,0	0,0	0,5	0,0
Unknown Company	5,1	4,8	10,2	7,4	8,4	3,4	2,7	11,1	4,5	3,0
Rest of World Unknown	1,3	2,5	3,7	3,3	4,6	3,8	5,0	1,0	2,5	0,0
Rest of World Individual	5,6	7,3	3,5	0,0	0,7	0,0	0,0	0,0	0,0	0,0
Rest of World Academia	0,0	2,3	2,3	0,6	2,8	1,5	0,0	0,0	0,0	0,0
Rest of World Company	13,9	9,4	18,9	13,0	10,8	16,0	8,5	7,8	6,5	3,0
American Unknown	16,1	21,7	38,6	11,5	29,5	25,8	22,8	11,0	7,0	0,0
American Individual	38,6	37,9	13,1	6,0	5,8	2,2	3,2	4,0	1,0	0,0
American Academia	1,3	2,0	5,5	6,0	3,0	6,2	1,0	4,0	4,0	2,5
American Company	9,1	19,5	24,3	17,7	12,8	16,7	18,0	21,0	12,0	8,5
EU-27 Unknown	5,2	8,5	18,1	13,3	14,9	12,0	11,4	6,9	13,1	2,0
EU-27 Individual	8,1	6,2	0,4	1,0	1,3	0,0	0,0	0,0	0,7	0,0
EU-27 Academia	0,8	0,6	0,1	0,2	5,0	1,9	1,7	2,5	0,2	1,0
EU-27 Company	4,5	3,7	13,7	6,6	10,1	4,0	6,8	4,9	13,5	2,0
Chinese Unknown	0,8	1,0	2,4	1,0	0,9	1,5	3,4	5,0	1,8	0,3
Chinese Individual	4,2	3,7	1,9	1,0	0,0	0,0	0,0	0,0	1,5	0,0
Chinese Academia	0,0	0,2	0,0	0,0	0,7	0,0	2,0	1,8	1,5	2,0
Chinese Company	0,3	0,7	1,6	1,0	2,4	1,7	3,6	2,8	3,2	6,7

10.4.5 Patent Applications in the Rest of the World

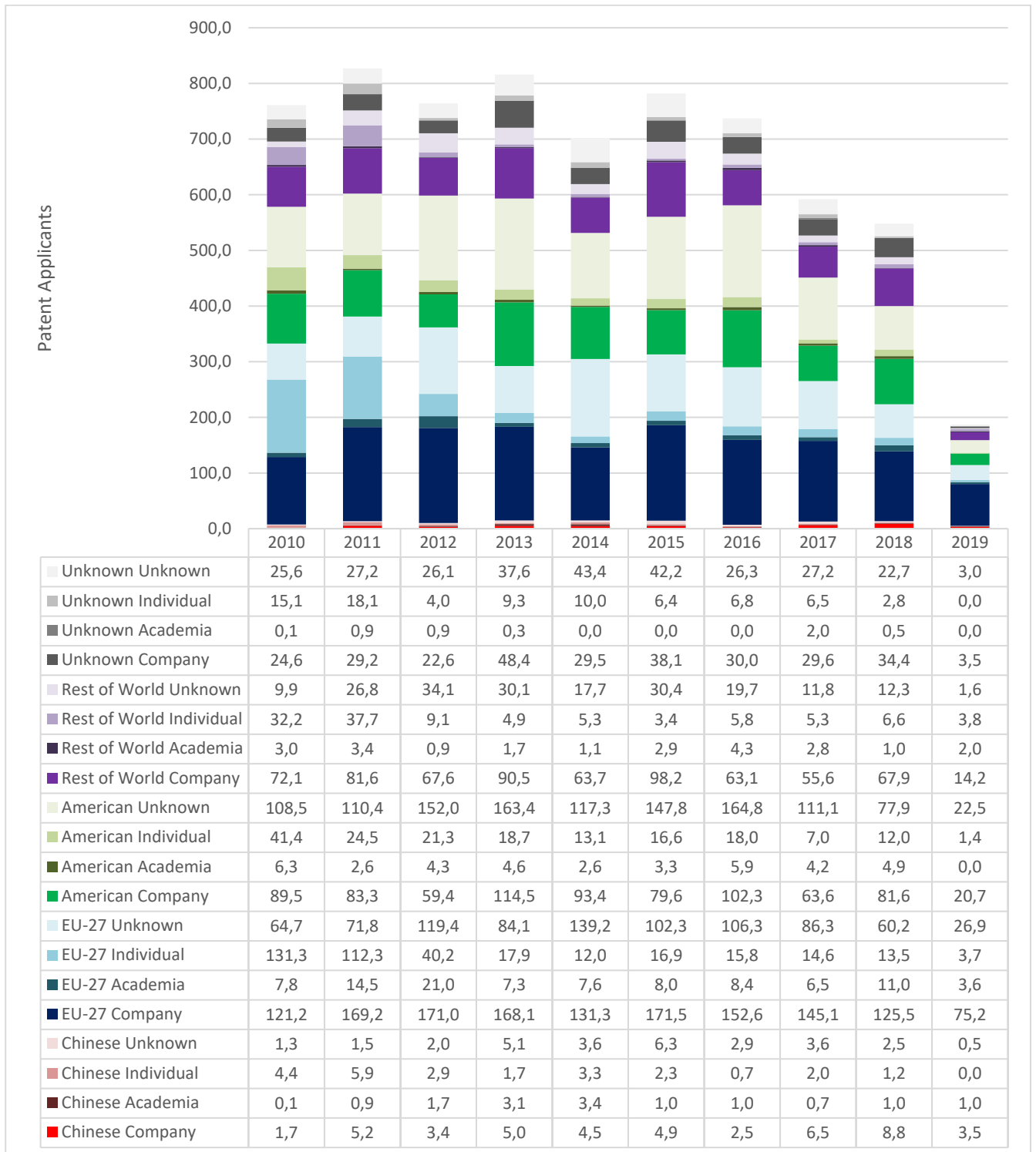


10.5 FLUIDISED BED

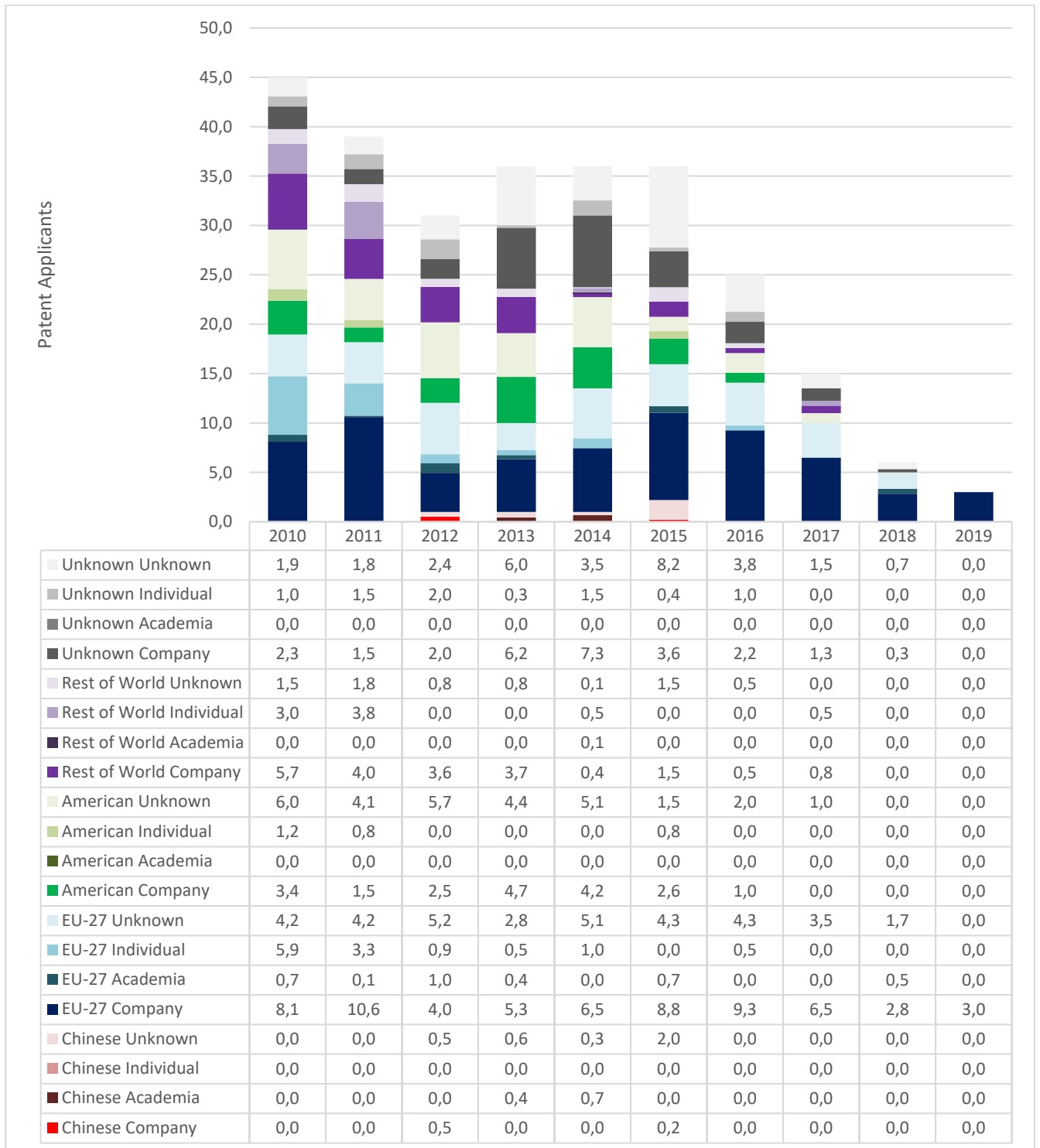
10.5.1 Patent Applications in the Chinese Jurisdiction (CNIPA)



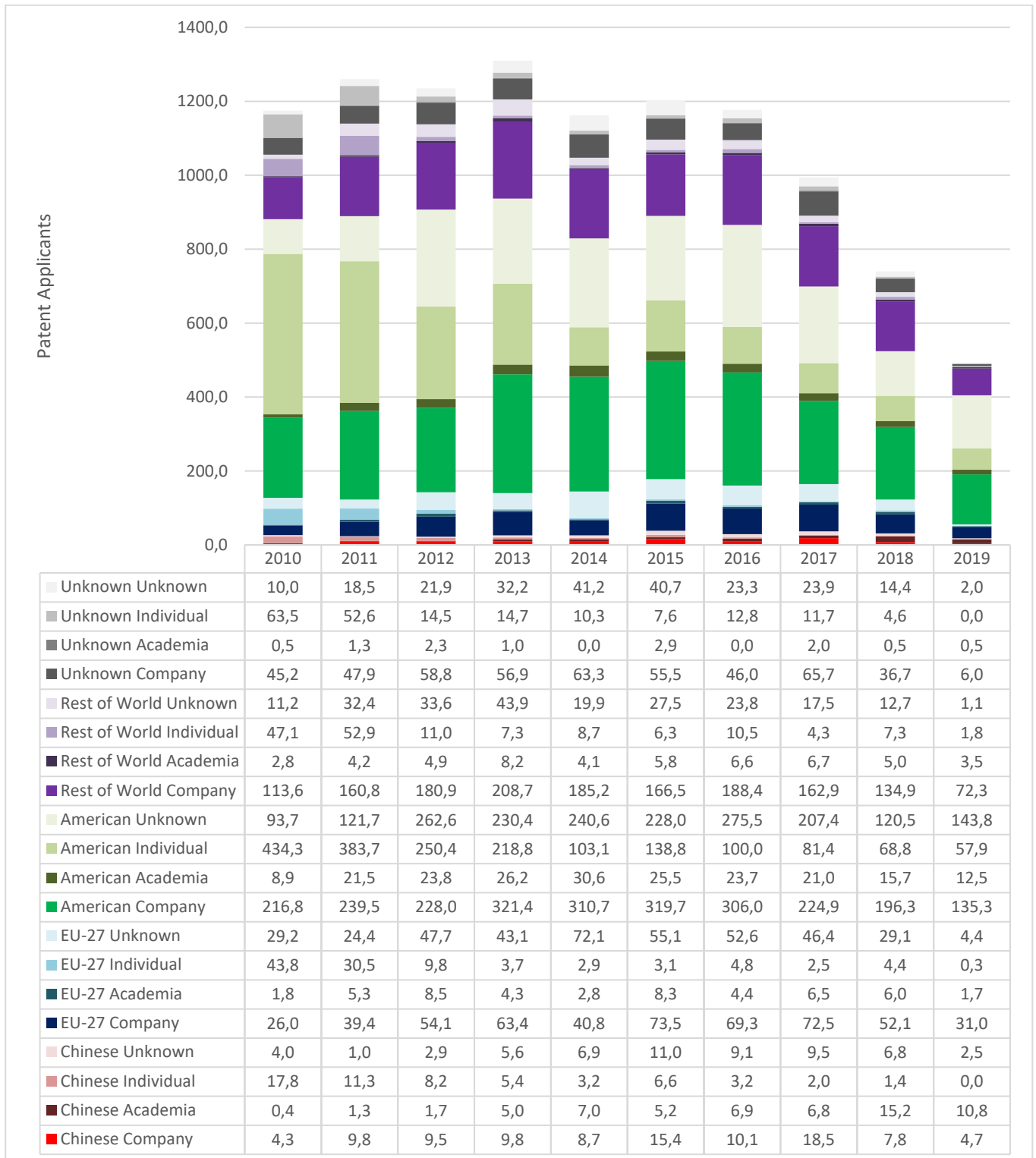
10.5.2 Patent Applications in the EU Jurisdictions



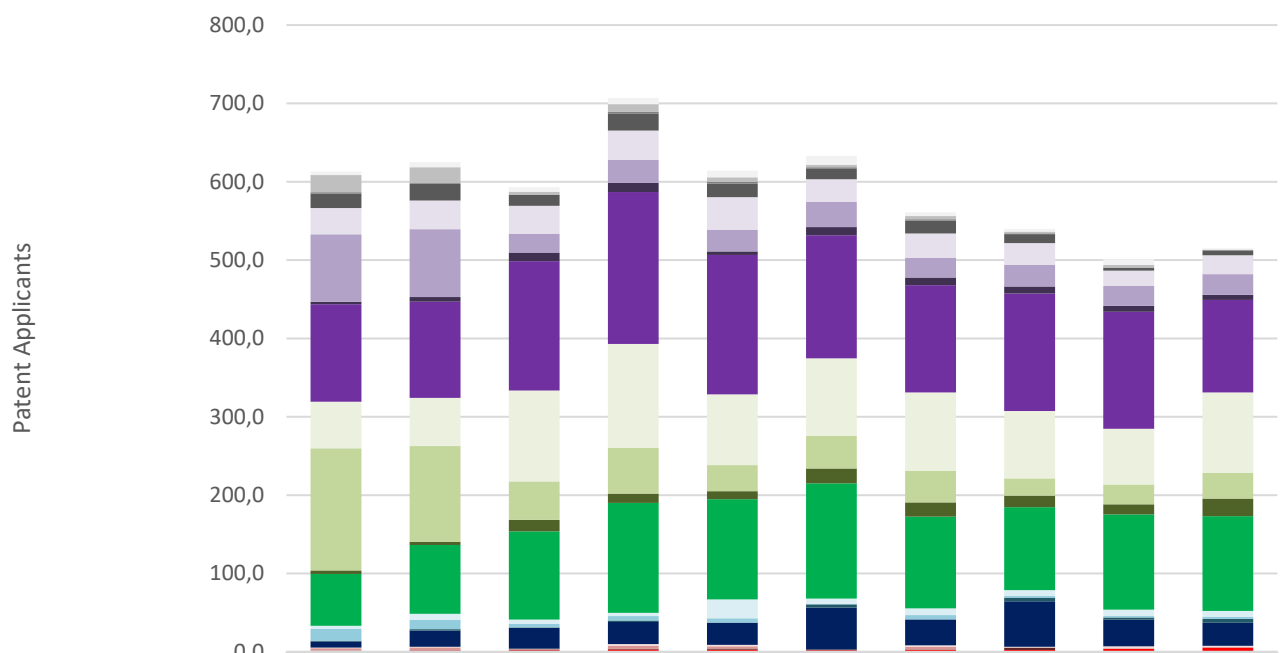
10.5.3 Patent Applications in the Danish Jurisdiction



10.5.4 Patent Applications in the US Jurisdiction



10.5.5 Patent Applications in the rest of the World

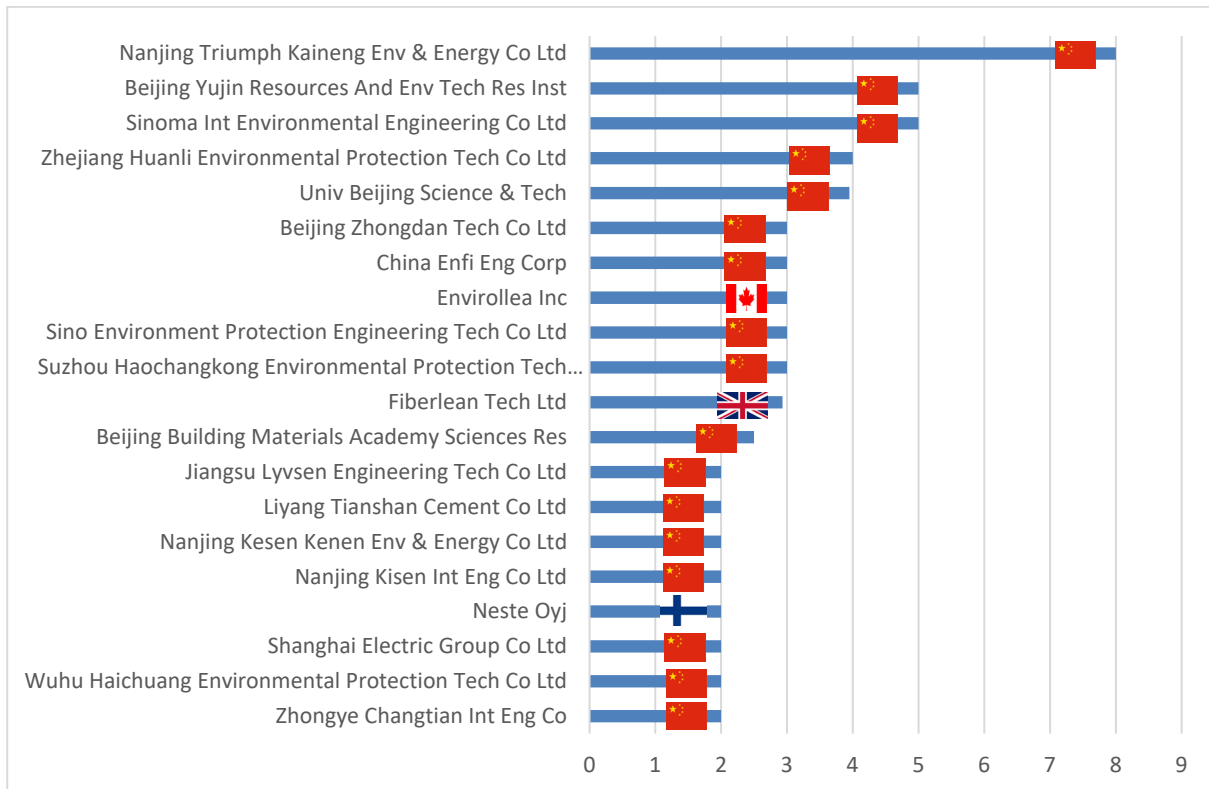


	2010	2011	2012	2013	2014	2015	2016	2017	2018	2019
Unknown Unknown	4,4	6,4	5,7	7,9	8,3	11,3	4,8	3,7	7,0	1,5
Unknown Individual	22,0	20,2	3,7	9,9	6,0	3,2	4,0	2,2	3,5	1,0
Unknown Academia	1,8	1,0	0,0	2,0	2,0	1,5	2,0	1,0	0,0	0,0
Unknown Company	18,5	21,4	14,3	22,0	17,5	13,8	16,3	11,5	4,0	6,3
Rest of World Unknown	33,3	36,4	35,6	37,0	41,3	28,9	31,3	27,5	19,5	24,0
Rest of World Individual	86,4	86,8	24,0	29,8	27,8	32,1	24,8	27,9	25,3	26,5
Rest of World Academia	3,0	5,8	11,1	11,5	4,5	10,5	9,9	8,8	7,5	6,5
Rest of World Company	124,4	122,9	165,1	194,0	177,9	157,1	136,9	150,0	149,5	118,0
American Unknown	59,5	61,6	116,0	132,4	90,3	99,0	99,9	86,0	70,9	102,9
American Individual	155,9	122,4	49,0	58,5	33,3	41,5	40,4	22,1	25,5	32,7
American Academia	4,5	3,8	14,7	11,8	10,3	19,0	18,2	14,7	12,9	22,5
American Company	66,3	87,9	112,5	140,5	127,9	147,0	117,1	105,8	121,6	120,8
EU-27 Unknown	3,7	7,8	5,5	4,0	24,0	6,5	8,5	7,7	8,0	7,8
EU-27 Individual	15,3	11,9	4,6	5,8	5,6	1,0	5,5	2,0	2,0	2,3
EU-27 Academia	1,1	1,8	0,5	1,8	0,0	4,0	0,0	4,7	2,5	5,0
EU-27 Company	7,7	20,6	26,7	28,3	28,3	53,5	33,3	58,0	34,2	29,3
Chinese Unknown	0,9	1,0	0,0	2,0	1,9	0,0	2,0	1,0	2,5	1,5
Chinese Individual	3,3	3,6	1,0	4,0	2,9	0,0	3,3	0,0	0,7	1,0
Chinese Academia	0,3	0,3	1,0	1,0	1,5	1,0	0,5	3,0	0,0	0,0
Chinese Company	1,0	1,7	2,0	3,0	2,8	2,0	2,5	2,5	3,9	5,3

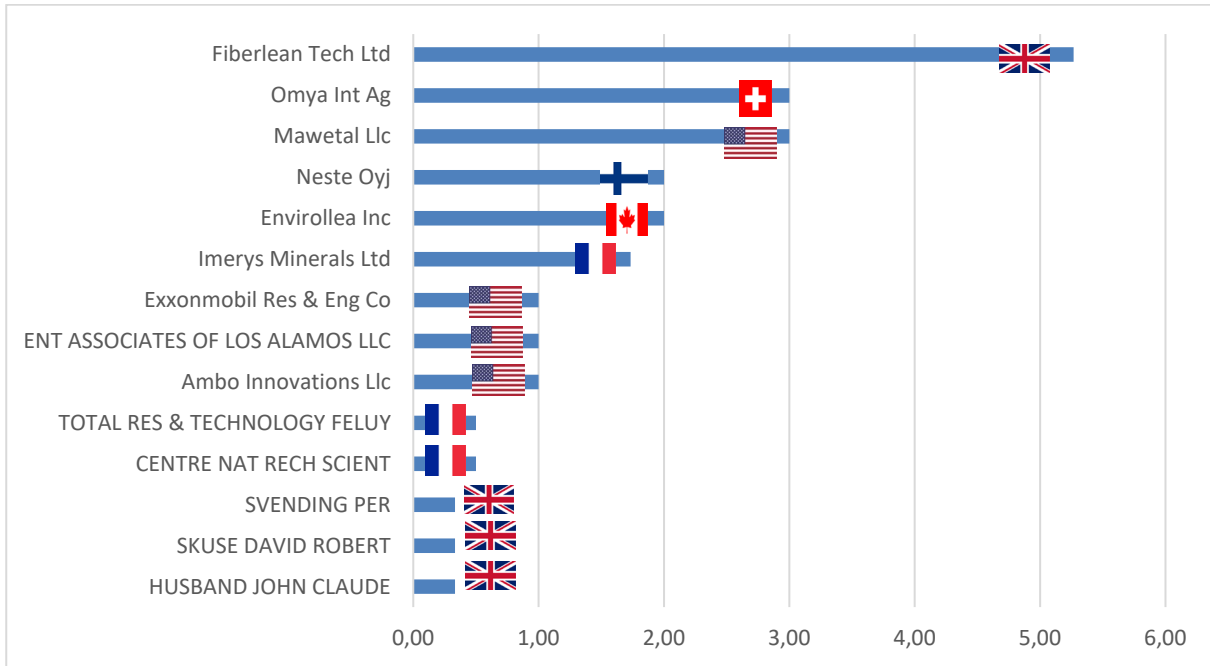
11 TOP 20 PATENT APPLICANTS WORLDWIDE 2010-2018

11.1 CEMENT CO-PROCESSING

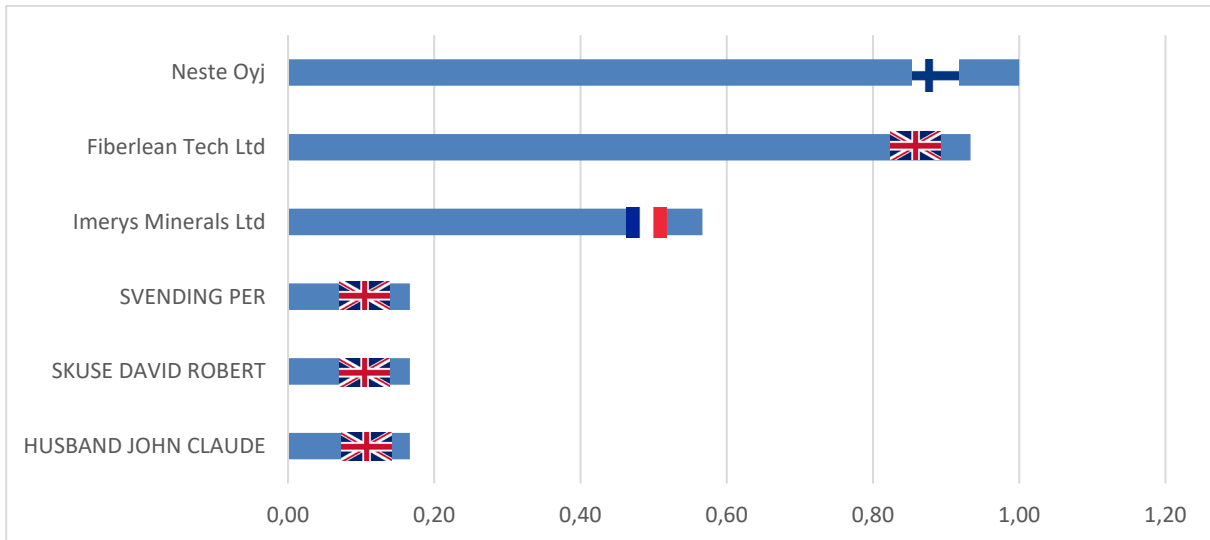
11.1.1 Chinese Jurisdiction



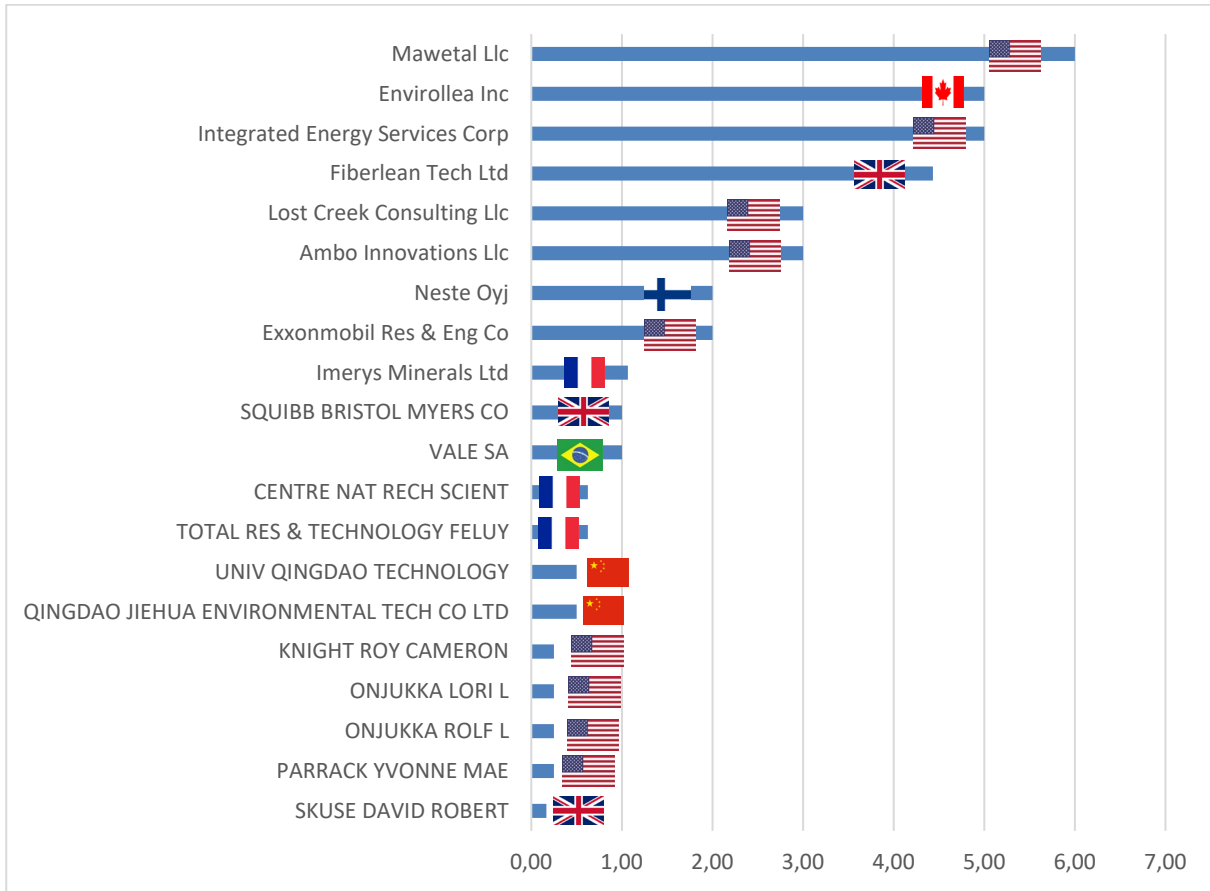
11.1.2 EU Jurisdictions



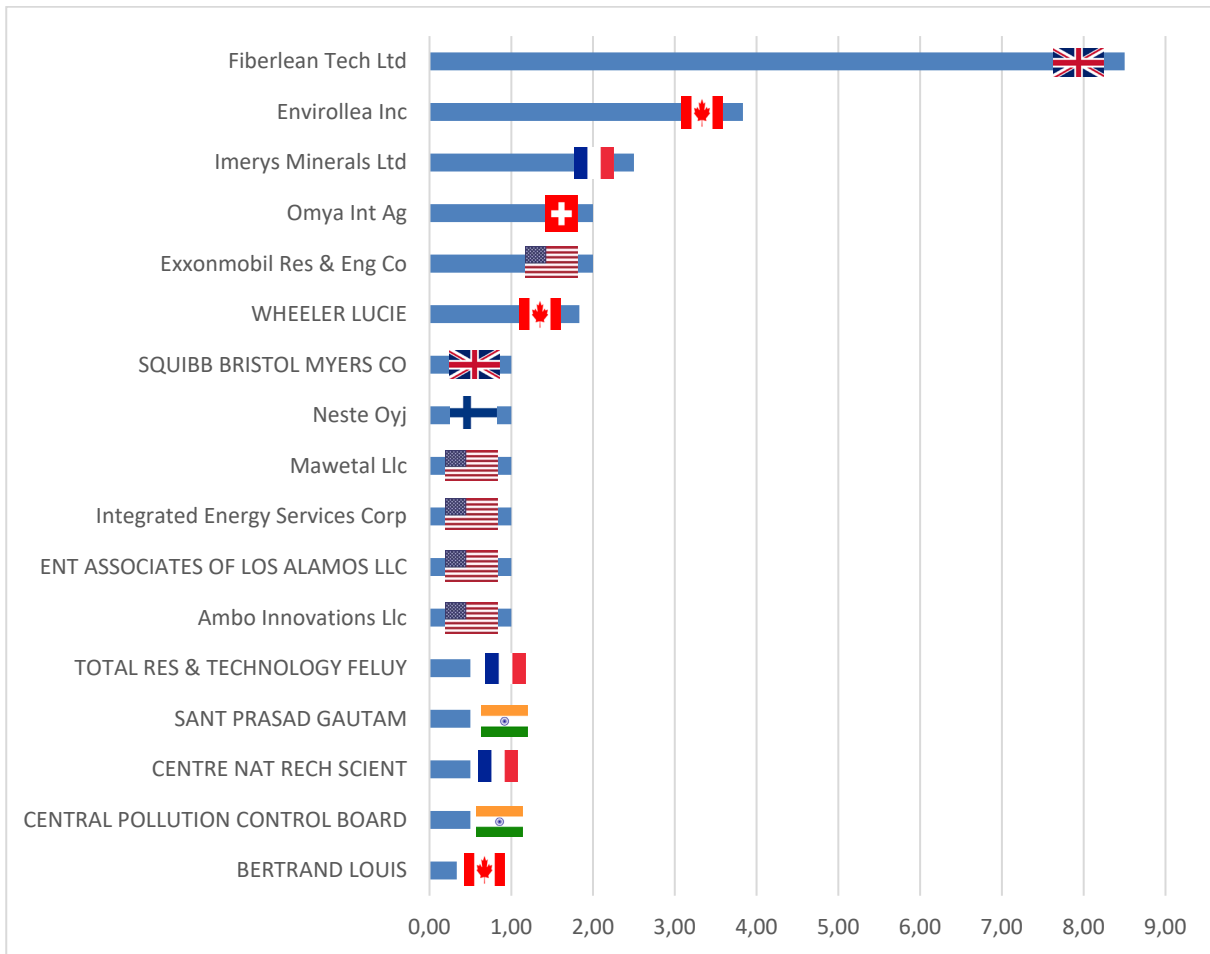
11.1.3 Danish Jurisdiction



11.1.4 US Jurisdiction

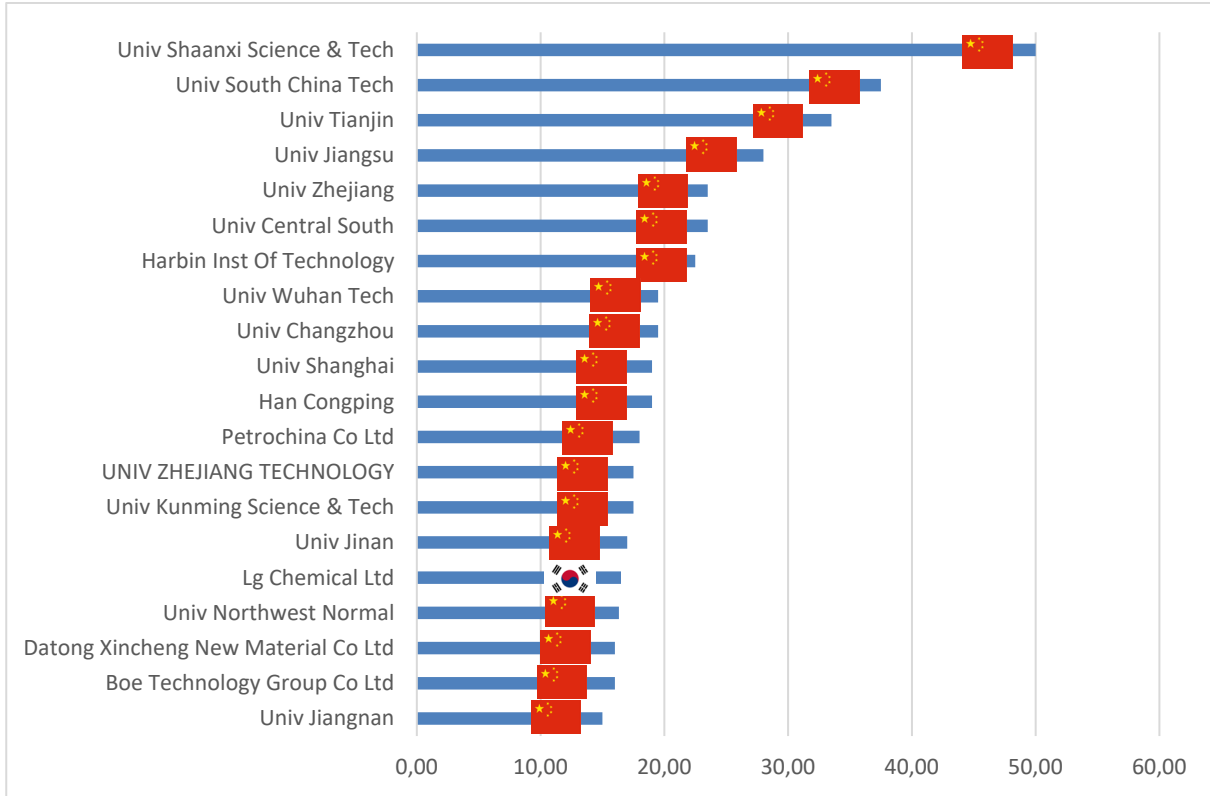


11.1.5 Rest of the World

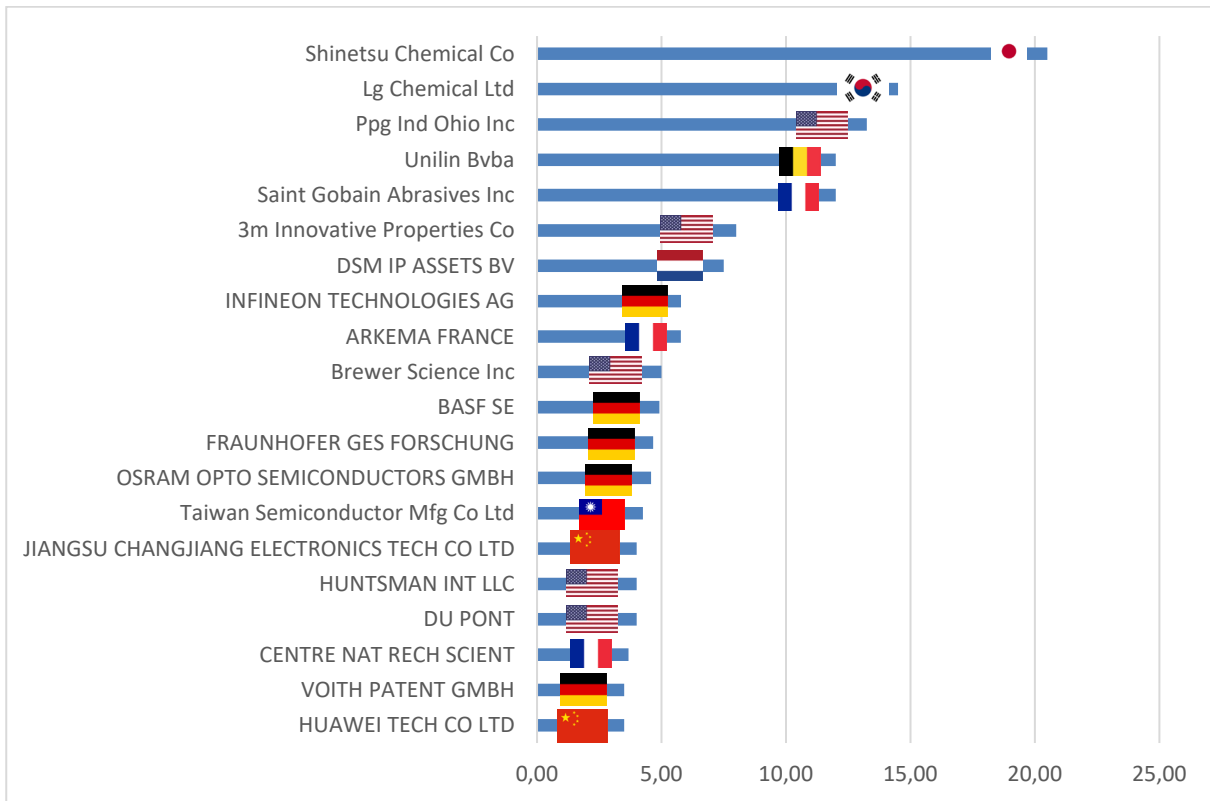


11.2 MECHANICAL GRINDING

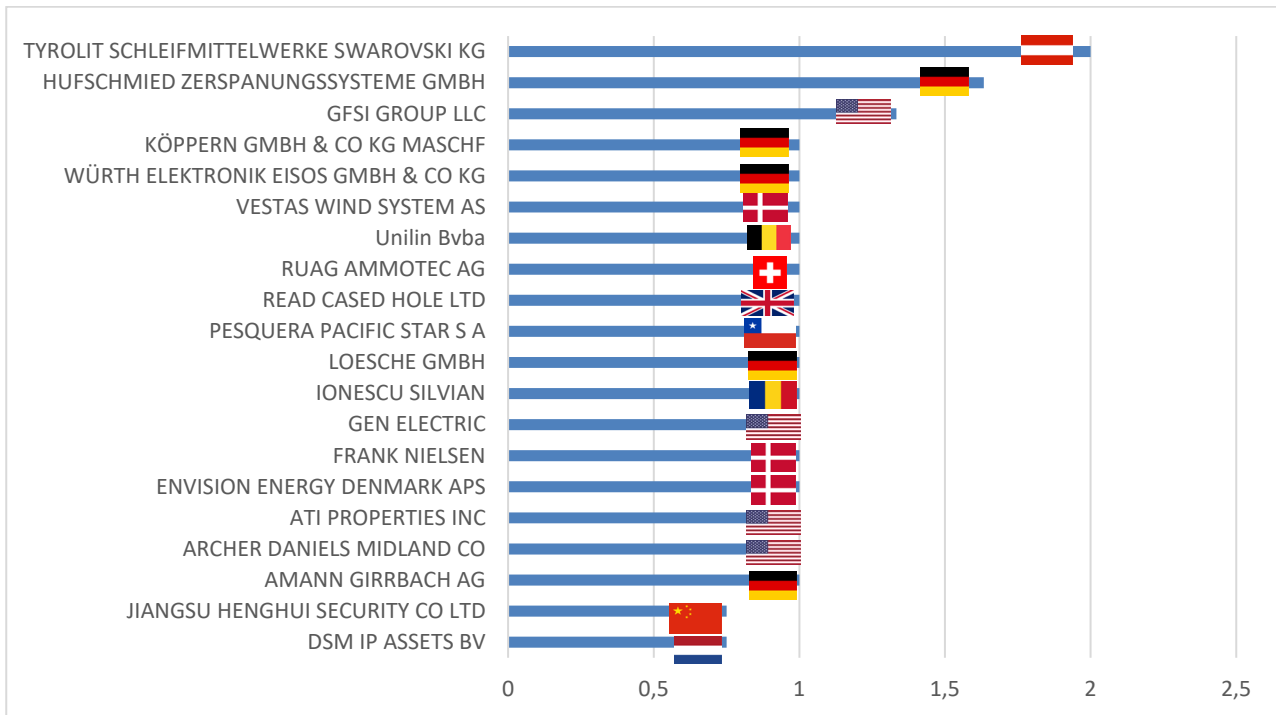
11.2.1 Chinese Jurisdiction



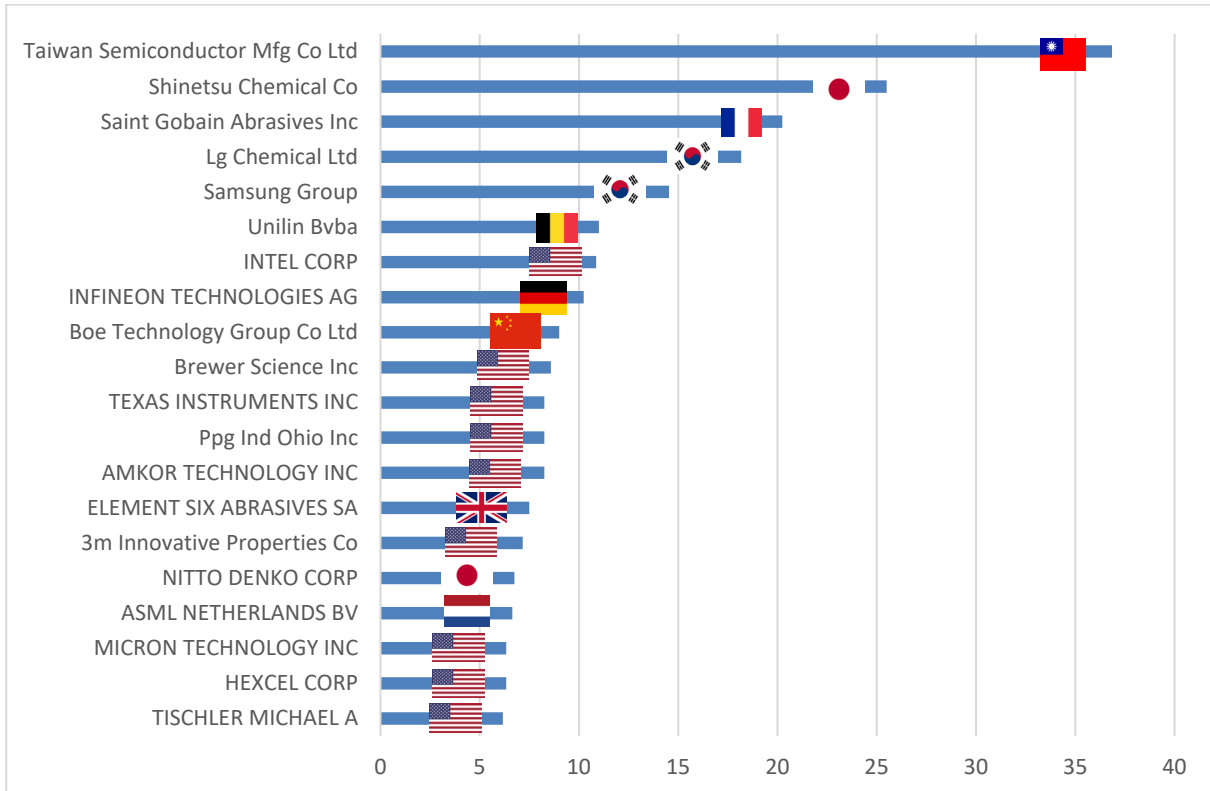
11.2.2 EU Jurisdictions



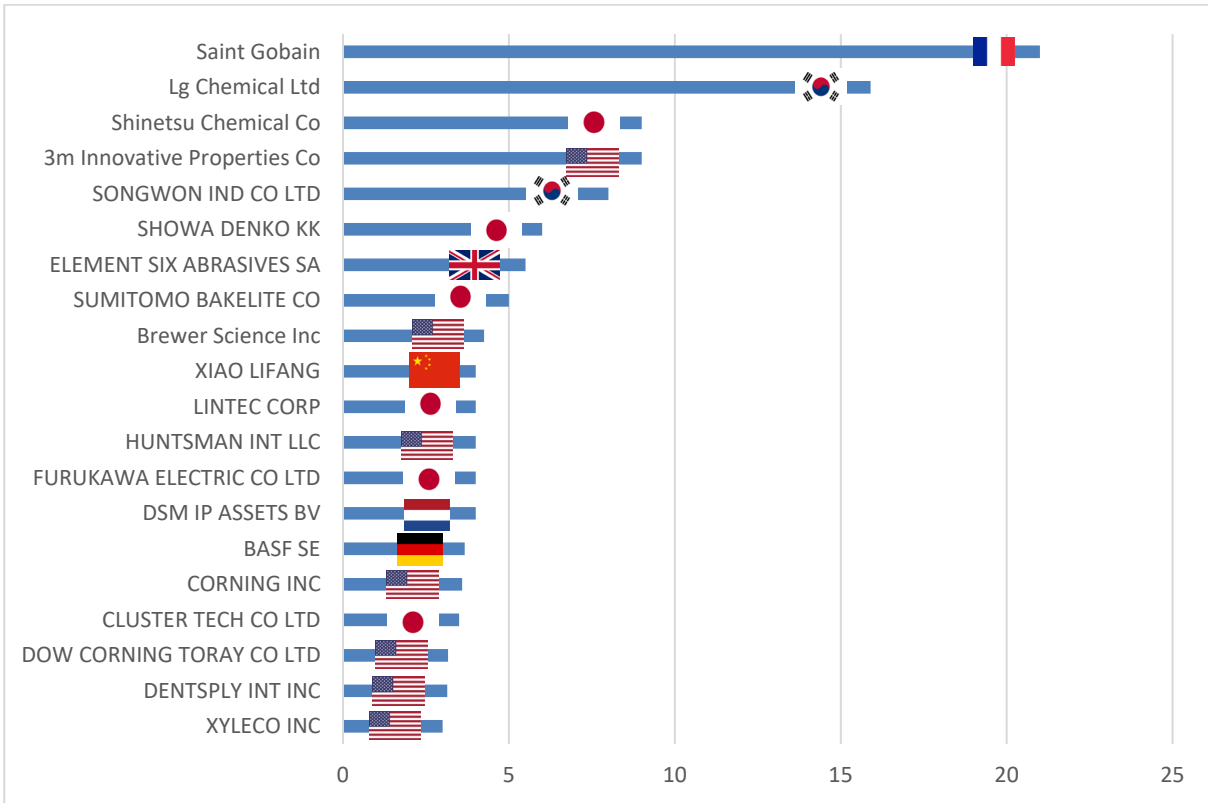
11.2.3 Danish Jurisdiction



11.2.4 US Jurisdiction

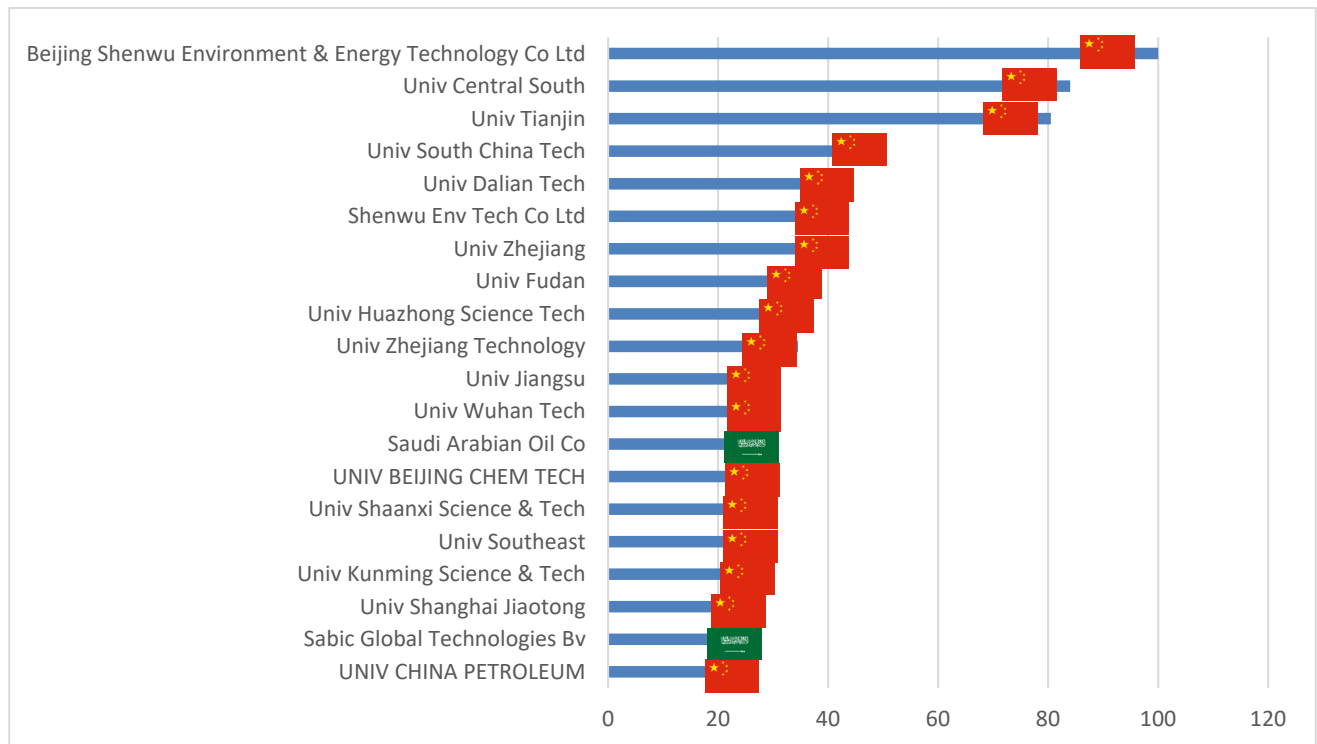


11.2.5 Rest of the World

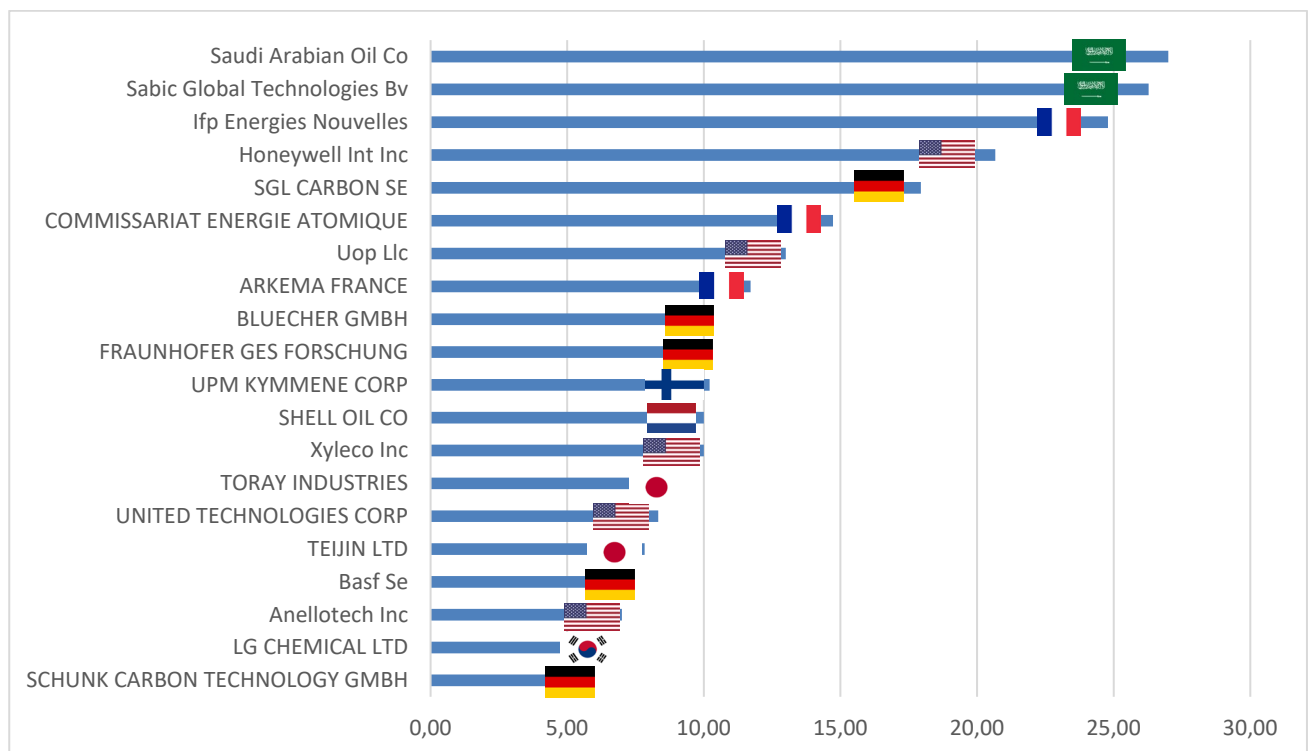


11.3 PYROLYSIS

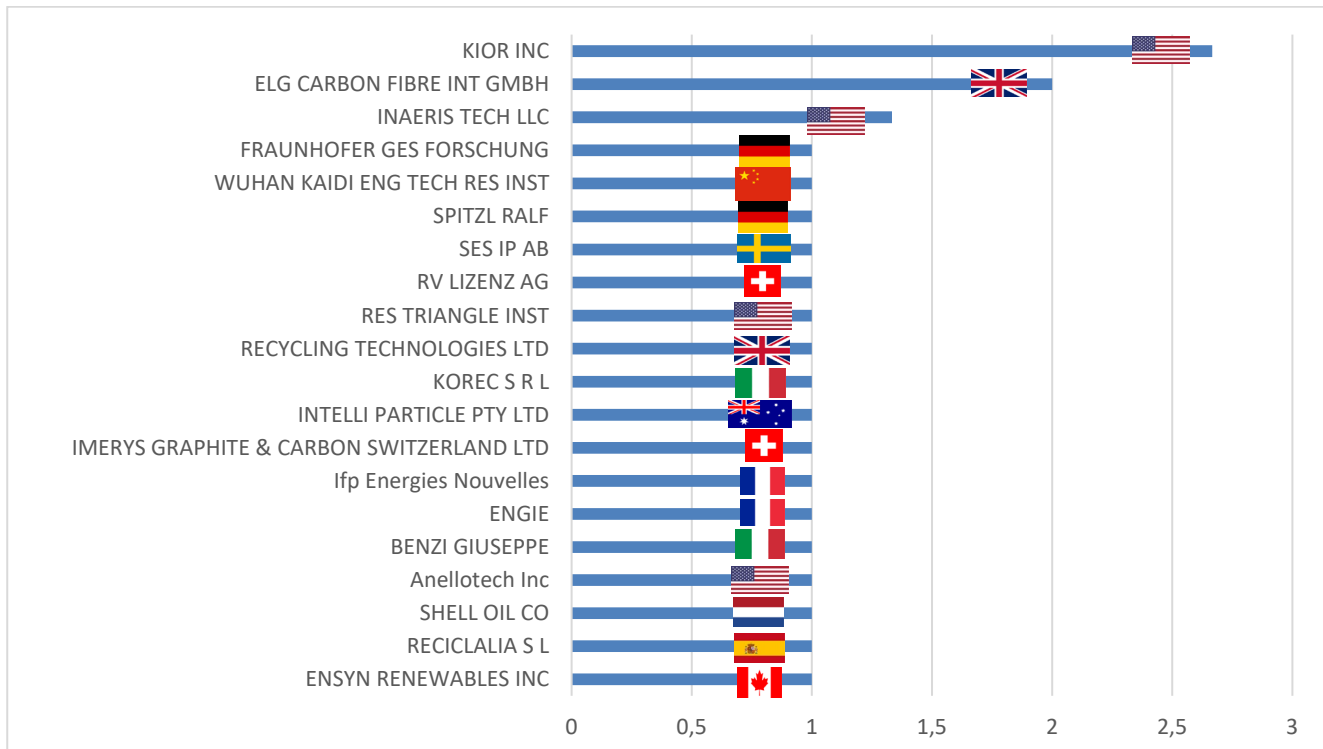
11.3.1 Chinese Jurisdiction



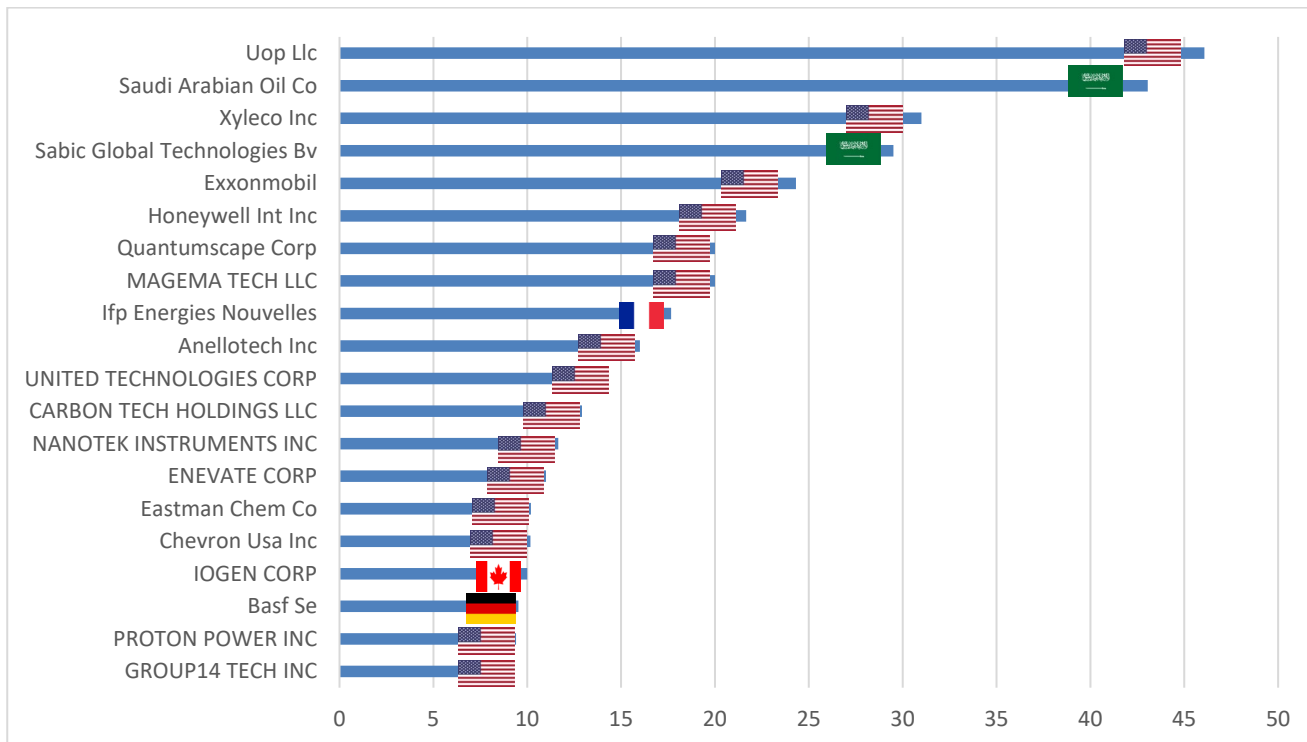
11.3.2 EU Jurisdictions



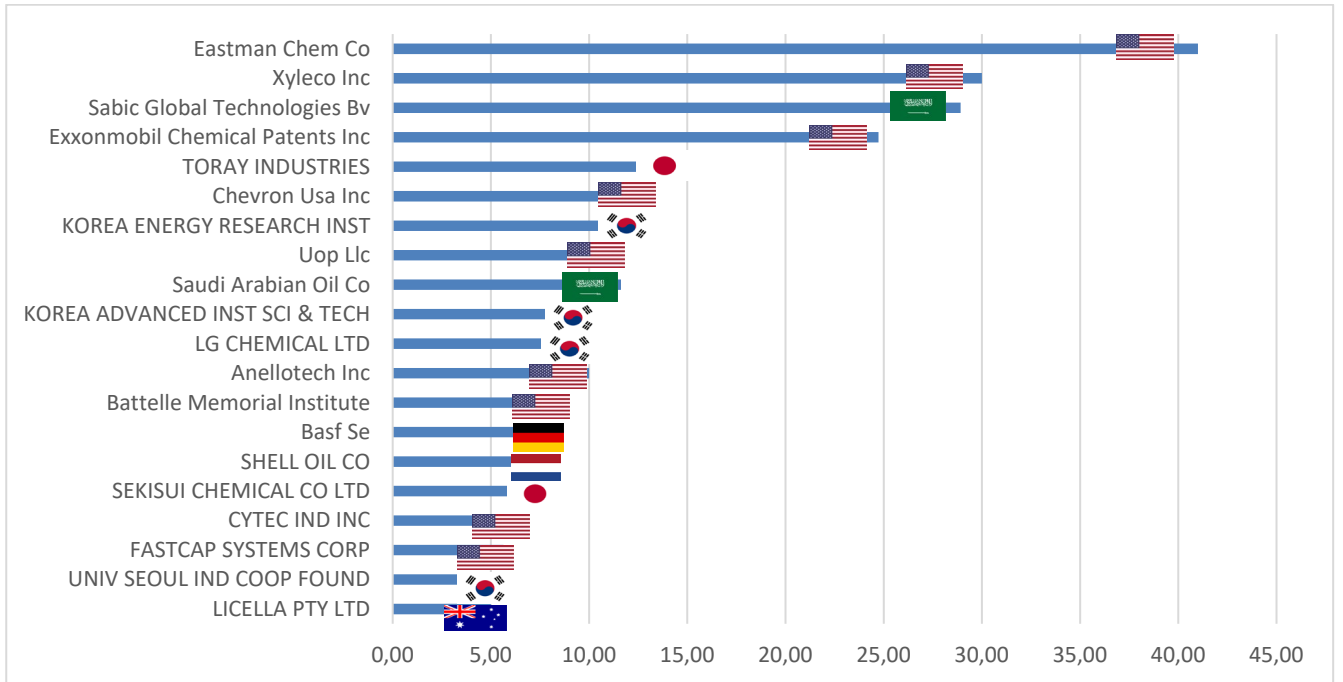
11.3.3 Danish Jurisdiction



11.3.4 US Jurisdiction

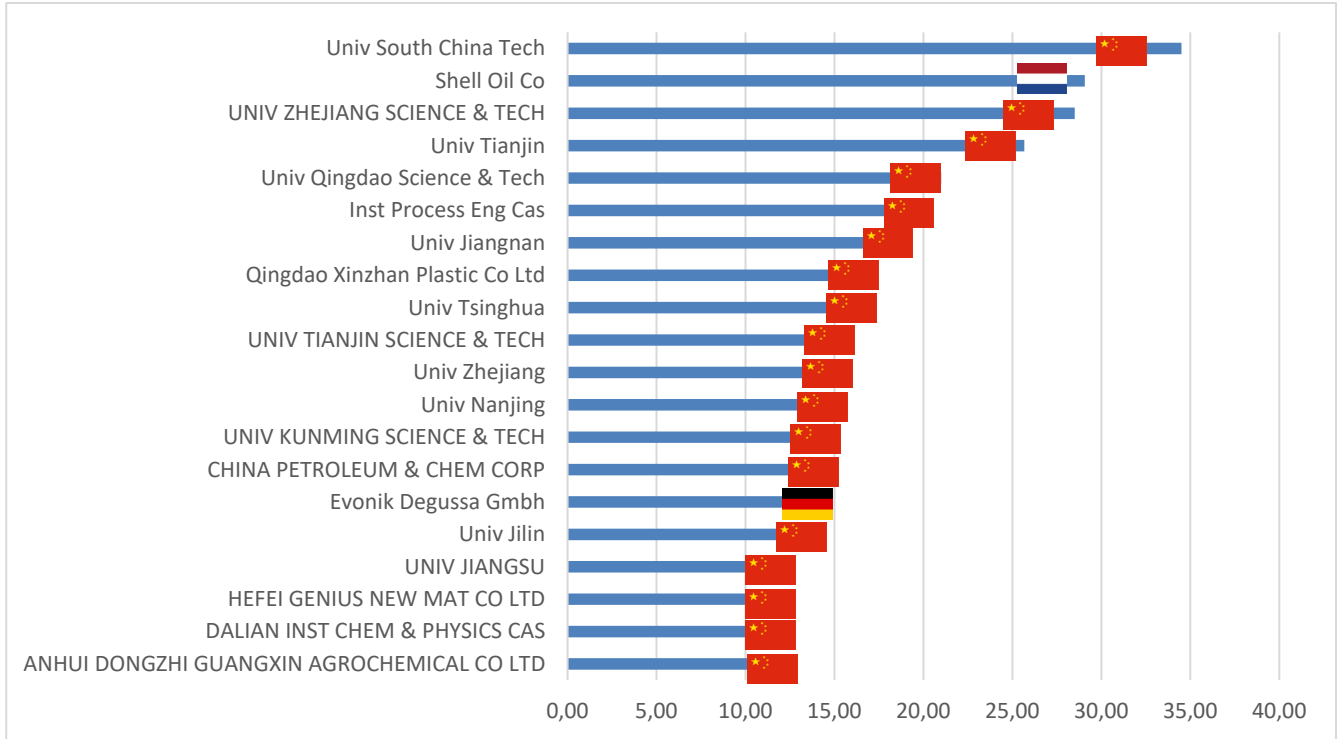


11.3.5 Rest of the World

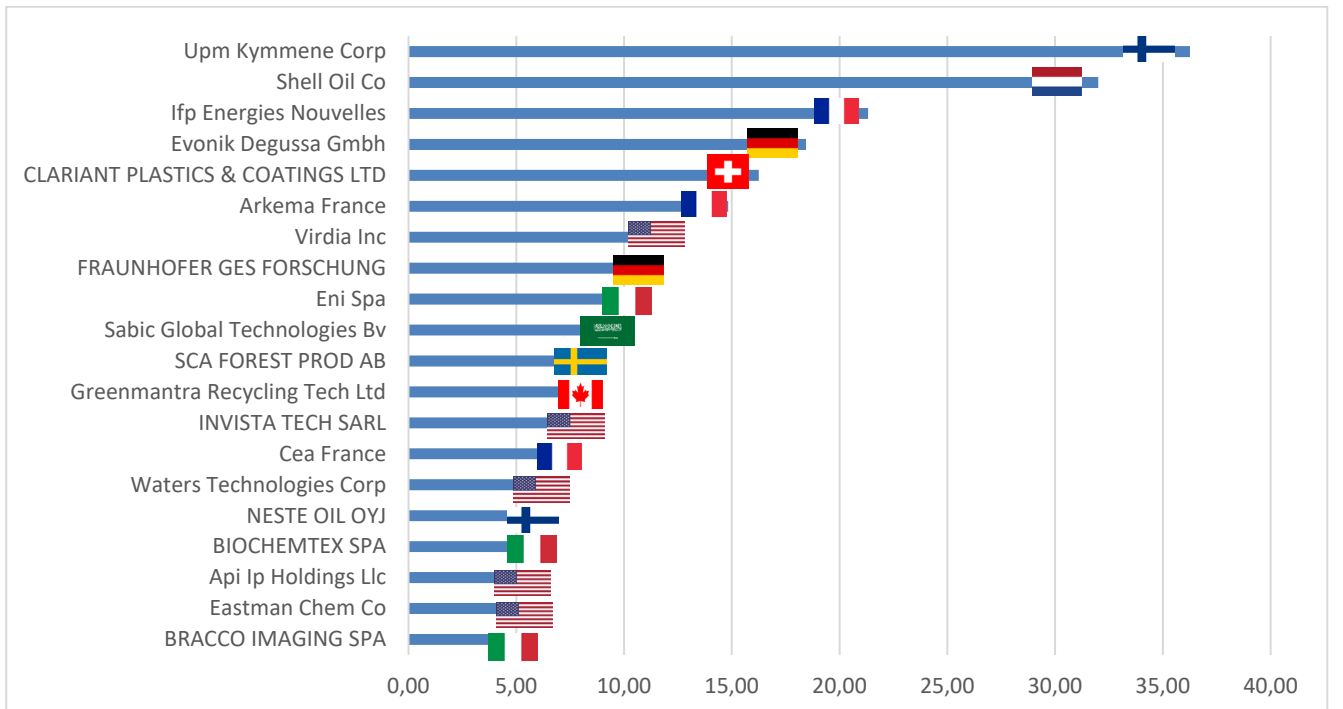


11.4 SOLVOLYSIS

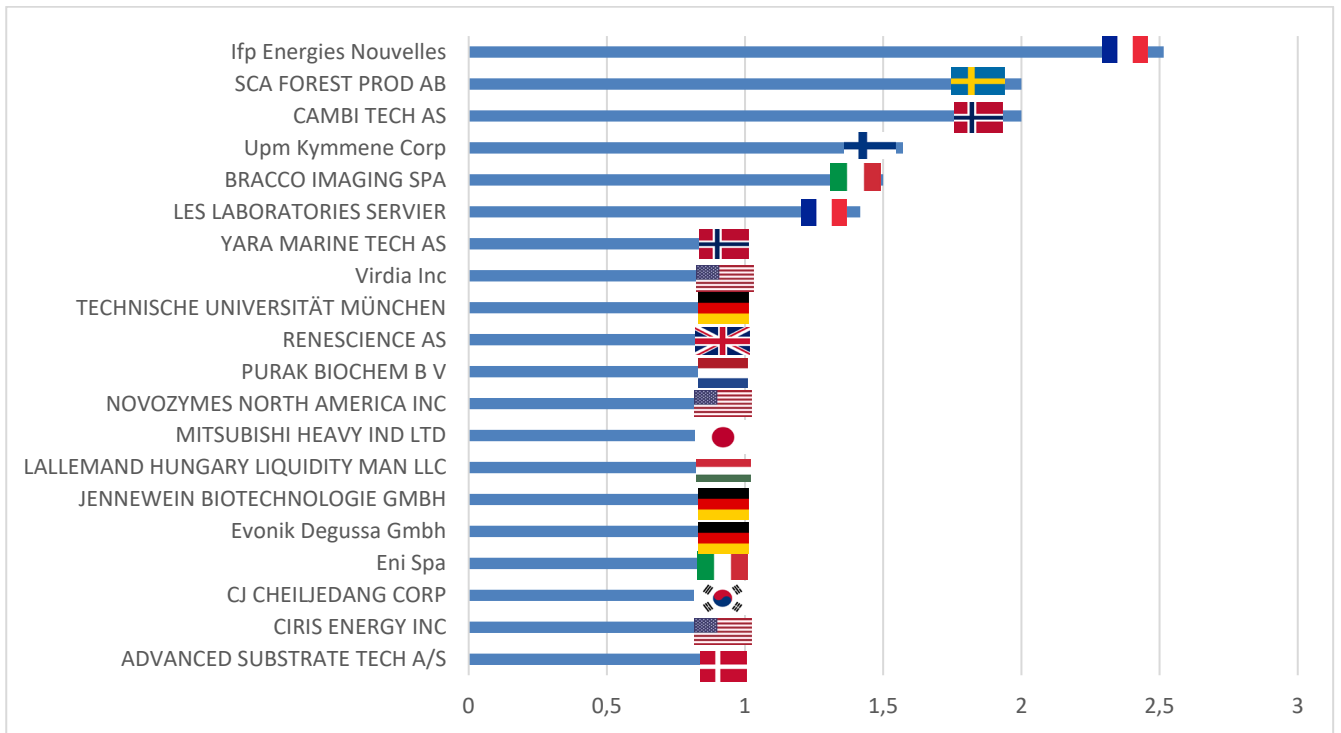
11.4.1 Chinese Jurisdiction



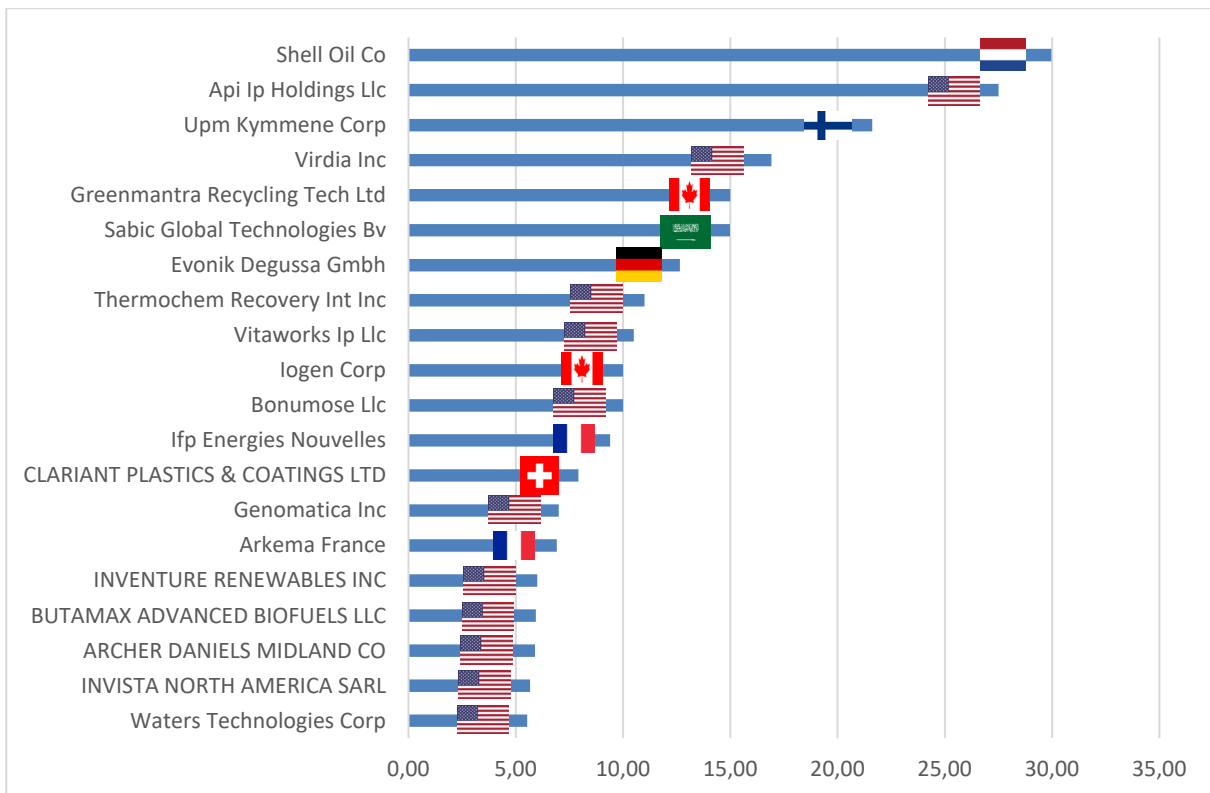
11.4.2 EU Jurisdictions



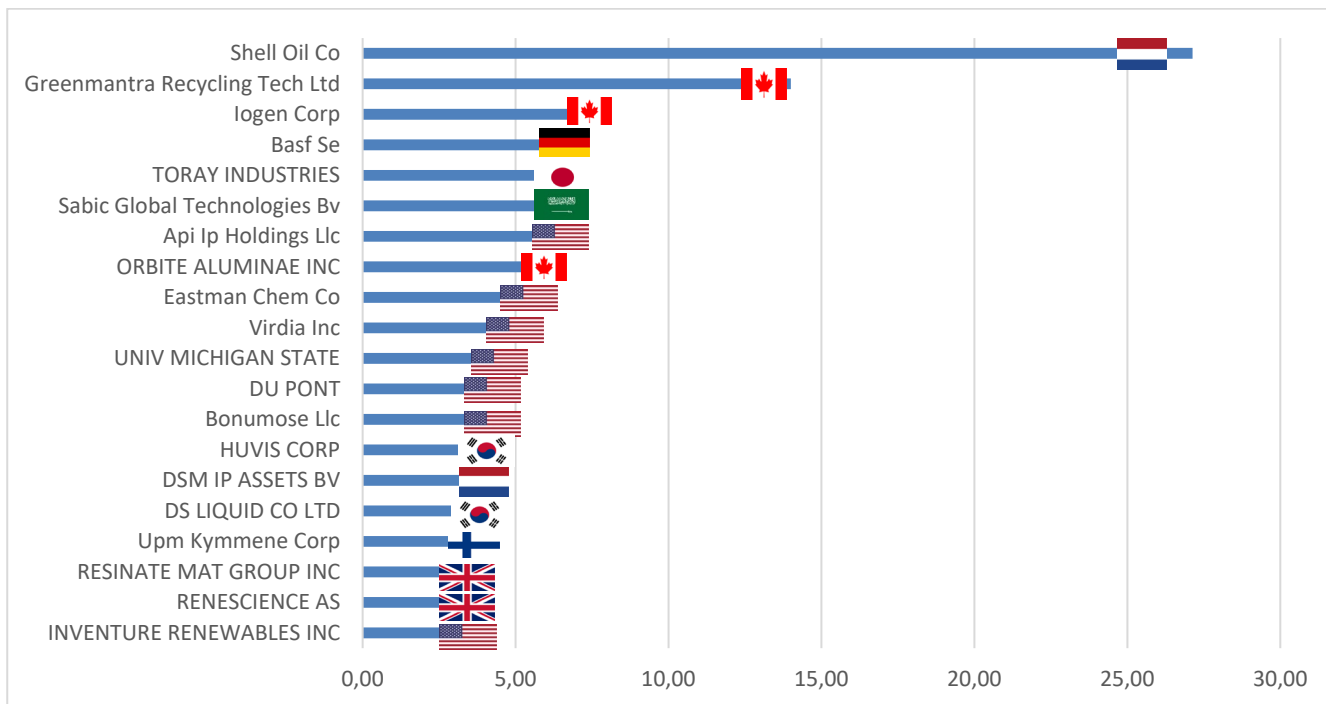
11.4.3 Danish Jurisdiction



11.4.4 US Jurisdiction

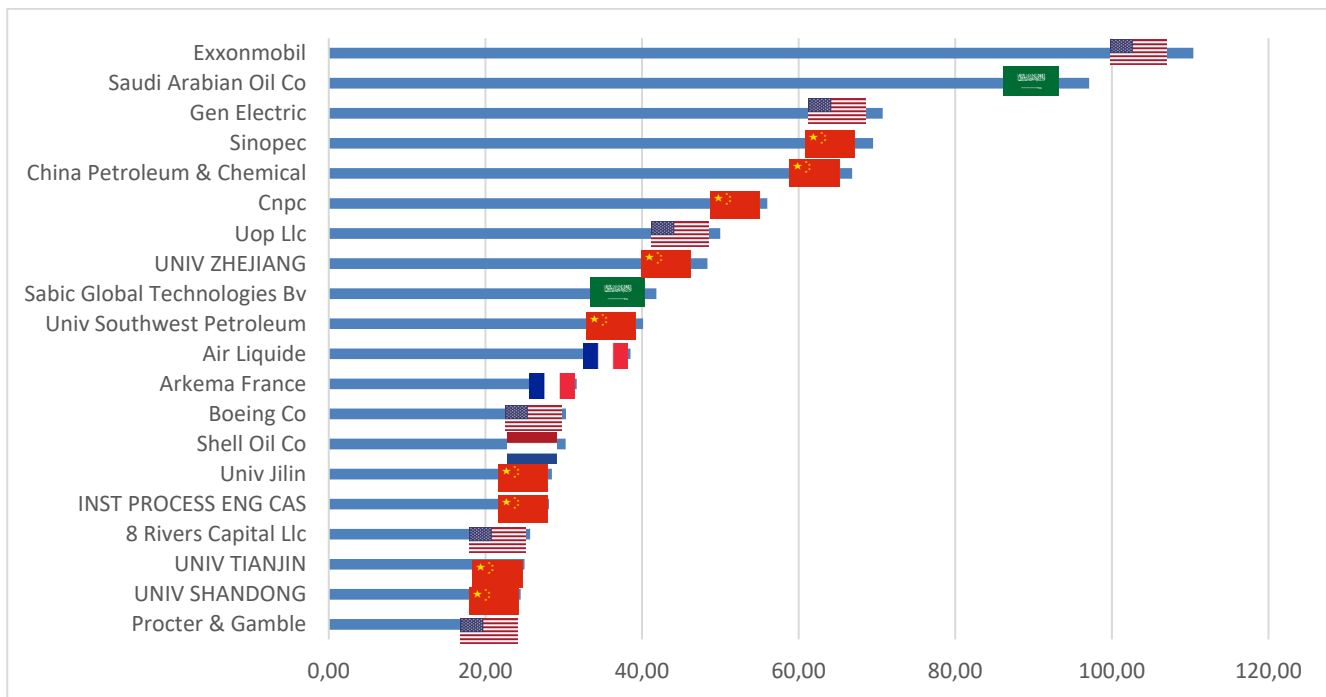


11.4.5 Rest of the World

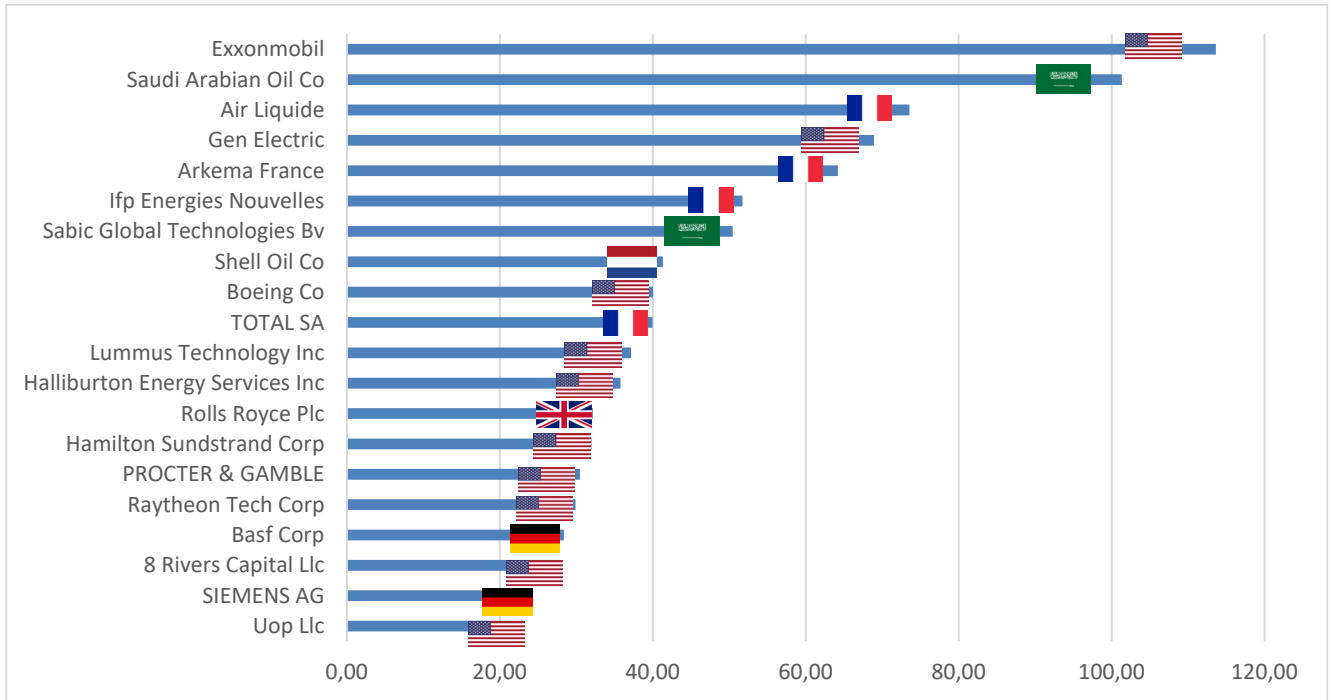


11.5 FLUIDISED BED

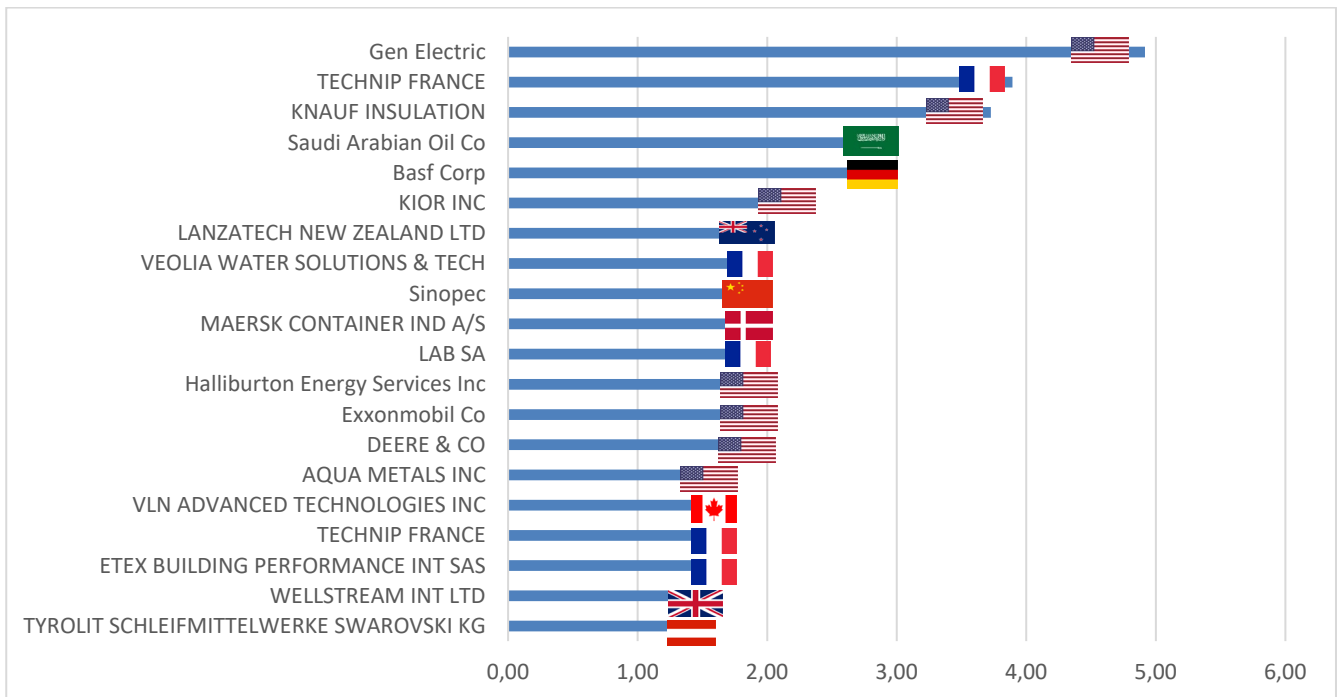
11.5.1 Chinese Jurisdiction



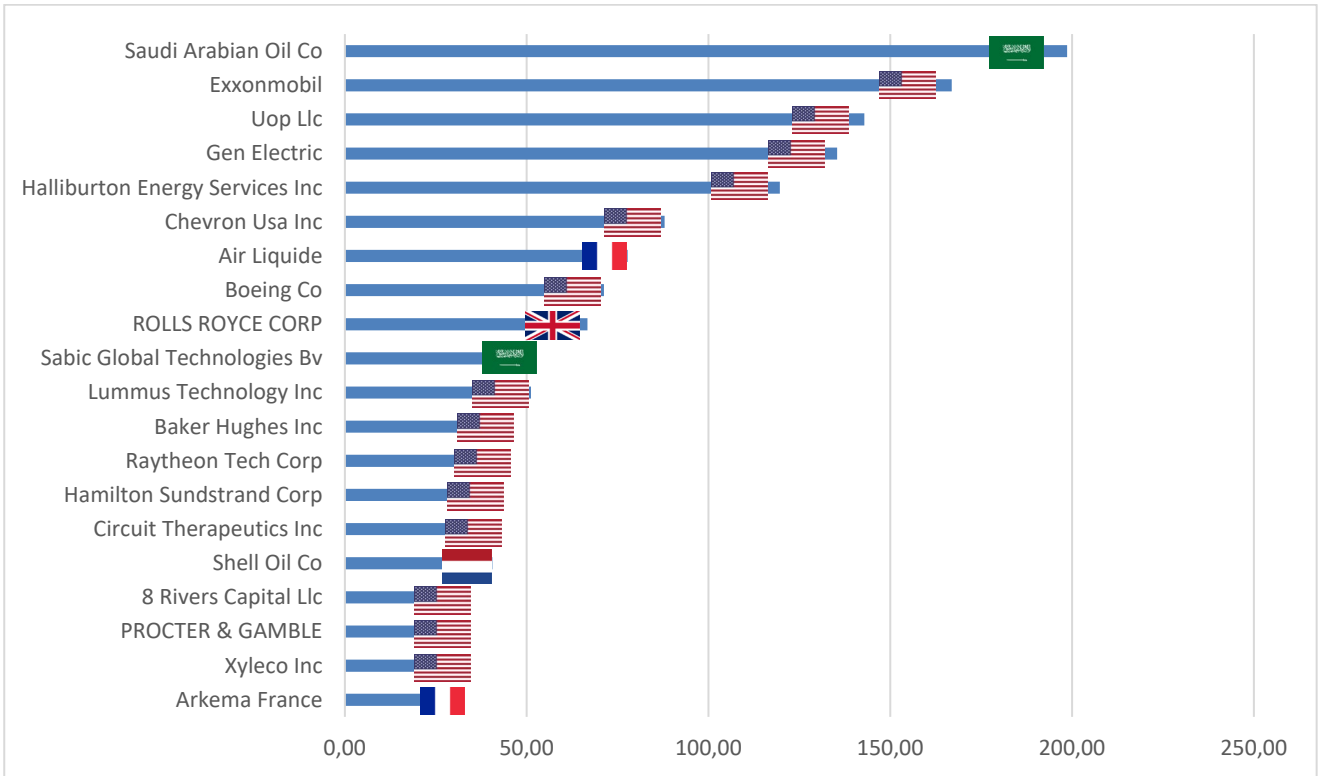
11.5.2 EU Jurisdictions



11.5.3 Danish Jurisdiction



11.5.4 US Jurisdiction



11.5.5 Rest of the World

